



MOTGUM



Foto © Fotofilia Monika Wisniewska

WYCIERACZKI SZYB SAMOCHODOWYCH KATALOG

WIPER BLADES CATALOGUE





Motgum jest producentem szerokiej gamy najwyższej jakości wycieraczek szyb do samochodów osobowych, ciężarowych i autobusów

Produkujemy pióra o długościach od 280 mm do 1400 mm.

Nasze wyroby spełniają najbardziej rygorystyczne wymogi jakościowe, czego dowodem jest fakt, iż są montowane jako wyposażenie seryjne wielu aut.

Jeśli pragniesz dowiedzieć się więcej – odwiedź naszą witrynę internetową:

www.motgum.com, napisz na adres: motgum@motgum.com lub skontaktuj się z nami telefonicznie. Prześlemy Ci naszą najnowszą ofertę i odpowiemy na wszystkie pytania.

Tel. +48 22 789 37 12, +48 22 789 47 58

Motgum is a manufacturer of wide range of highest-quality windscreen wipers for passenger cars, trucks and buses

Motgum manufactures wiper blades ranging from 11" (280 mm) up 55" (1400 mm).

Our products meet the most rigorous standards in automotive industry. Often, you will find them as Original Equipment of many cars.

If you wish to learn more please visit our website at: www.motgum.com,

write an e-mail to: motgum@motgum.com or simply make a phone call: Tomasz Perczyński (English) tel. +48 601 26 08 78, Zbigniew Kukła (Russian) tel. +48 603 68 54 07.

We will provide you with the newest offer and answer all your questions.

PRODUKTY / PRODUCTS

Pióra do samochodów osobowych, ciężarowych i autobusów / Wiper blades for passenger cars, trucks and buses	2
Ramiona wycieraków przeznaczone do samochodów osobowych i ciężarowych / Wiper arms for cars and trucks	4
Wycieraki pantograficzne / Pantographic wiper blades	5

ADAPTORY / ADAPTORS

Adaptory – pióra standard samochodu osobowe / Adaptors for standard wiper blades	6
Adaptory do piór płaskich / Adaptors for flat wiper blades	7
Adaptory do piór hybrydowych / Adaptors for hybrid wiper blades	8
Adaptory – samochody dostawcze, ciężarowe i autobusy/ Adaptors for trucks and buses	9

INSTRUKCJA / INSTRUCTIONS

Co należy wiedzieć o piórach wycieraczek i jakości wycierania / What you need to know about windscreen wiper blades and wiping quality	10
Instrukcja / Instructions	12

KATALOG WYCIERACZEK WG MAREK POJAZDÓW / WIPER BLADE CATALOGUE BY CAR MAKE/MODEL

Samochody osobowe / Passenger cars	13
Samochody dostawcze i ciężarowe / Vans and Trucks	44
Autobusy / Buses	48
Samochody osobowe – Ramiona wycieraków / Passenger cars – Wiper arms	50
Komplety pióro + ramię metalowe / Wiper blades and metal arm sets	51
Ramiona wycieraków do samochodów ciężarowych i autobusów / Wiper arms for trucks and buses	52

PL

Pióra Motgum swoje niepowtarzalne właściwości użytkowe zawdzięczają najwyższej jakości materiałom i komponentom użytym do ich produkcji.

Odporność antykorozyjna: powyżej 240 godzin (test w komorze solnej, kryteria wg ISO 9227).

Guma wycieraka – wykonana z mieszanki opartej wyłącznie na kauczuku naturalnym (bez elastomerów syntetycznych) oraz 12-tu innych komponentach chemicznych z dodatkiem grafitu, polepszającego współczynnik tarcia i niwelującego głośnie prac wycieraczki. Użycie grafitu na etapie przygotowania mieszanki powoduje, że nie osadza się on na szybie, co bywa częstym zjawiskiem w wycierakach konkurencyjnych firm, które są grafitowane jedynie powierzchniowo. Gumy wycieraków MOTGUM spełniają wymagania norm FIAT i GM w zakresie własności mechanicznych, skuteczności wycierania i odporności ozonowej.

Boczne listwy sprężyste – wykonane ze stali kwasoodpornej, gat. 1.4310 (1H18N9) o wytrzymałości powyżej 1800 N/mm².

Części metalowe (dźwignie) – wykonane z blachy stalowej o podwyższonej wytrzymałości. Cynkowa powłoka antykorozyjna o grubości powyżej 25 mikrometrów.

Elementy z tworzywa – PBT (politereftalan butylu) – tworzywo techniczne o doskonałych właściwościach mechanicznych i wysokiej odporności na warunki atmosferyczne.

Pokrycia – farba: żywica poliestrowa wysoce odporna na promienie UV oraz warunki atmosferyczne (sole, kwasy, zanieczyszczenia pochodzące ze spalin).

Wszystkie pióra wycieraków spełniają wymagania określone w specyfikacjach FIAT 9.93605 oraz GM EDS-M-7501 w zakresie funkcjonalności i własności materiałowych. Proces produkcyjny jest okresowo oceniany i kwalifikowany przez głównych odbiorców.

Prowadzimy także pełne badania okresowe dla potrzeb zapewnienia stabilności poziomu jakościowego.

EN

All Motgum wiper blades owe their unique functional properties to highest-quality materials and components used in the manufacturing process.

Anti-corrosion resistance: above 240 hours (salt chamber test, criterion according to ISO 9227).

Rubber blade – made of compound based only on natural rubber (without synthetic elastomer) and 12 other chemical components with graphite supplement, improving coefficient of friction and eliminating operational noise. Use of graphite at the stage of blending the compound eliminates graphite residues on the windshield, which often takes place with competitive products that are only surface-coated. MOTGUM wiper blades and rubbers fully comply to FIAT and GM industry standards regarding mechanical properties, wiping effectiveness and ozone resistance.

Side flat springs – made of acid-resistant steel, 1.4310 (1H18N9) with resistance exceeding 1800 N/mm².

Metal elements (brackets) – made of extra-durable steel metal sheets with anti-corrosion, zinc coating exceeding 25 micrometer.

Plastics – made of PBT (Polybutylene Terephthalate) – technical resin with perfect mechanical properties and high resistance to environmental conditions.

Coating – paint: polyester resin with high resistance on UV and atmosphere conditions (salts, acids, air pollution).

All wiper blades meet strict demands of FIAT 9.93605 and GM EDS-M-7501 norms in the scope functionality and material properties. Production process is periodically evaluated and classified by main customers. MOTGUM also conducts internal, periodical tests to assure stable, highest-quality level.

PL

PIÓRA STANDARD DO SAMOCHODÓW OSOBOWYCH

Pióra standard do samochodów osobowych produkowane w długościach od 280 do 700 mm.

Wycieraczki standardowe charakteryzuje uniwersalność zastosowań.

Dzięki kompletnemu systemowi adaptorów pióra pasują do wszystkich samochodów osobowych produkowanych przez koncerny motoryzacyjne na całym świecie (patrz katalog).

Pióra standardowe zawdzięczają niepowtarzalne właściwości użytkowe najwyższej jakości materiałom i komponentom użytym do ich produkcji.



EN

STANDARD WIPER BLADES FOR PASSENGER CARS

Wiper blades for passenger cars standard are produced in sizes from 11" (280 mm) up to 28" (700 mm). Their main feature is versatility.

Thanks to a complete system of adaptors they are suitable for all kinds of cars produced and assembled all over the world (c.f. catalogue).

Standard wiper blades owe its unique functional properties to best-quality materials and components used in production.

PL

PIÓRA DO SAMOCHODÓW CIĘŻAROWYCH I AUTOBUSÓW O DŁUGOŚCIACH OD 500 DO 1400 MM

Wzmocnioną konstrukcję tych piór zapewniają nitowane połączenia, co ma

niebagatelne znaczenie przy długościach wycieraczek stosowanych

w samochodach ciężarowych i autobusach. Specjalny system

adaptorów umożliwia zastosowanie praktycznie

we wszystkich markach i modelach

samochodów ciężarowych

i autobusów produkowanych

na świecie (patrz katalog).



EN

WIPER BLADES FOR BUSES AND TRUCKS 20" (500 MM) – 55" (1400 MM)

Improved stiffness and reinforced construction of these blades are provided by super-strong rivet joints, which is of key importance to long wiper blades used in trucks and buses. Special system of adaptors allows use in almost every brand and model of heavy-duty vehicles produced around the world (c.f. catalogue).

PIÓRA PŁASKIE DO SAMOCHODÓW OSOBOWYCH

Pióra płaskie do samochodów osobowych produkowane w długościach od 330 do 700 mm. Pióra te nie mają opraw metalowych. Wkładka gumowa obsadzona jest bezpośrednio w sprężystych listwach pióra i dzięki odpowiedniemu kształtowi pióra stawia mały opór powietrza.

Taki kształt gumy oraz brak metalowego szkieletu sprawia, że całe pióro lepiej przylega do szyby. W wycieraczki płaskie wyposażona jest aktualnie większość nowych samochodów.



PL

FLAT WIPER BLADES

Suitable for passenger cars with wipers ranging from 13" (330 mm) up to 28" (700 mm). They do not have metal supporting frame. Rubber blade is attached directly to side springs and, thanks to specific shape, blades stay as aerodynamic as they possibly can.

Special shape of rubber blade and lack of metal frame improve adhesion to the windshield. Majority of new cars are equipped in flat wiper blades.

EN

PIÓRA HYBRYDOWE

Pióro hybrydowe Motgum to odpowiedź firmy na najnowszy światowy trend w produkcji wycieraczek szyb samochodowych.

Pióro łączy w sobie nienaganną pracę wycieraczki standardowej z nowoczesnym wyglądem.

Obudowa z tworzywa zakrywająca solidną metalową konstrukcję znacznie poprawia aerodynamikę pióra i w dużym stopniu kształtuje jego estetykę.

Odpowiednio dobrana liczba podpór konstrukcji metalowej zastosowana w wycieraczce hybrydowej pozwala na idealne rozłożenie siły docisku pióra niezależnie od kształtu szyby.

Pióra hybrydowe pasują do wielu europejskich, japońskich i koreańskich samochodów oraz mogą zastąpić wszystkie pióra standardowe do ramion o mocowaniu hakowym, a także pióra płaskie z mocowaniem do ramion z bocznym bolcem (Motgum Typ B) bez dodatkowych adaptorów czy składanych multi-clipów.

Wprowadzając pióra hybrydowe do naszej oferty wychodzimy naprzeciw użytkownikom wielu samochodów, w których pióra te są zamontowane fabrycznie, takich jak Opel, Citroen, Toyota, Lexus, Mitsubishi, Peugeot, Subaru, Mazda i wiele innych.



PL

HYBRID WIPER BLADES

Motgum's hybrid wiper is our bold attempt to answer a worldwide trend in manufacturing ultra-modern car wiper blades.

Hybrid wiper blades combine perfect performance of standard wipers and stylish design of their flat blade counterparts.

Plastic resin casing which encapsules all-metal construction vastly improves aerodynamics and gives a new meaning to modern wiper blade look and design.

Using multiple metal brackets hidden beneath a stylish cover enables the blade to ideally spread pressure on even most-curved windcreens, thus vastly improving the wiping performance.

Motgum hybrid wiper blades fit many European, Japanese and Korean cars, freely replacing standard wiper blades with hook-fitting, as well as flat wiper blades with side-fitting (Motgum Type B). And most importantly – without the need to use additional adaptors or complicated multi-clips.

By introducing hybrid wiper blades into our offer, we would like to meet the needs of users of vehicles that have these blades factory-installed, such as Opel, Citroen, Toyota, Lexus, Mitsubishi, Peugeot, Subaru, Mazda and many others.

EN

PL

RAMIONA WYCIERAKÓW PRZEZNACZONE DO SAMOCHODÓW OSOBOWYCH I CIĘŻAROWYCH

Spośród całej gamy naszych wyrobów, ramiona wycieraczek charakteryzują się najwyższą odpornością antykorozyjną. Poddawane rygorystycznym testom w komorze solnej, uzyskują wynik powyżej 400 godzin (kryteria wg ISO 9227).

Zwarta konstrukcja i zastosowanie najwyższej jakości materiałów zapewniają ramionom doskonałą sztywność.

Części metalowe:

- wykonane z blachy stalowej o podwyższonej wytrzymałości, pokrywane cynkową powłoką antykorozyjną o grubości powyżej 25 mikrometrów;
- walcowane, ocynkowane pręty stalowe o podwyższonej sztywności (gat. C45), z kalibrowaną końcówką do połączenia z piórem;
- głowice mocujące wykonane z aluminium lub stopu aluminium i cynku;
- tuleje i nity wykonane precyzyjnie na automatach tokarskich z atestowanych materiałów, odpornych na korozję;
- sprężyny i łączniki w wykonaniu specjalnym (mat. gat. CII) – o zaokrąglonych wymaganiach dla własności dynamicznych. Zapewniają właściwy nacisk zespołu pióro-ramię na szybę w każdych warunkach.

Oslona głowicy – PBT (politereftalan butylu) – tworzywo techniczne o doskonałych właściwościach mechanicznych, o wysokiej udarności i odporności na niskie i wysokie temperatury.

Pokrycia – farba: żywica poliestrowa odporna na promienie UV oraz na warunki atmosferyczne (sole, kwasy, zanieczyszczenia pochodzące ze spalin).

Ramiona wycieraczek MOTGUM spełniają wymagania określone w specyfikacjach FIAT 9.93606 oraz GM EDS-T-3409 w zakresie funkcjonalności i własności materiałowych. Proces produkcyjny monitorowany jest przy zastosowaniu metod statystycznych. Produkcja jest okresowo oceniana i kwalifikowana przez głównych odbiorców. Prowadzimy także pełne badania okresowe dla potrzeb zapewnienia stabilności poziomu jakościowego.

EN

WIPER ARMS – SUITABLE FOR PASSENGER CARS AND TRUCKS

Throughout whole range of our products, wiper arms characterized by the best anti-corrosion resistance. Put to harsh testing in salt chamber, they gain results above 400 hours (criterion according to ISO 9227).

Rigid construction and use of best-quality materials ensure superb stiffness.

Metal parts:

- made of steel sheets with increased durability, covered with anti-corrosion zinc coating exceeding 25 micrometer;
- rolled, zinc steel bar with increased stiffness (C45), calibrated endings to join with blades;
- arm heads made of aluminium or alu-zinc alloys;
- precision cases and PBT rivets machined on turners with approved materials, resistant to corrosion;
- springs and connectors of special performance (CII) – with sharpened demands for dynamic features. They assure proper pressure blade-arm group on glass in all conditions.

Head guard – PBT (Polybutylene Terephthalate – industrial plastic with superb mechanical properties, high impact resistance and durability in extreme temperatures.

Coating – polyester resin paint with high resistance on UV and weather conditions (salts, acids, air pollution).

Wiper arms of MOTGUM meet demands determined in FIAT 9.93606 and GM EDS-T-3409 specifications regarding functionality and material features. Production process is monitored using statistical methods, as well as periodically evaluated and classified by main customers. MOTGUM also conducts internal, periodical tests to assure stable, highest-quality level.

PL

WYCIERAKI PANTOGRAFICZNE

Jest to grupa produktów przeznaczona do autobusów, kabin ciągników rolniczych i szyb elektrowozów. Rozwiązania techniczne zastosowane w naszych wycierakach pantograficznych gwarantują doskonałą dokładność wycierania na bardzo dużych powierzchniach szyb. Dlatego stosuje się je m.in. w autobusach, kabinach ciągników rolniczych i szybach elektrowozów.

Pantografy MOTGUM dziedziczą trwałość i najlepsze cechy piór do samochodów ciężarowych (wytrzymałość i sztywność konstrukcji) oraz ramion wycieraków (wysoka odporność antykorozyjna).

Części metalowe (dźwignie, ramiona, prostowody):

- wykonane z blachy stalowej o podwyższonej wytrzymałości, pokrywane cynkową powłoką antykorozyjną o grubości powyżej 25 mikrometrów;
- walcowane, ocynkowane pręty stalowe o podwyższonej sztywności (gat. C45), z kalibrowaną końcówką do połączenia z piórem;
- głowice mocujące wykonane z aluminium lub stopu aluminium i cynku;
- tuleje i nity wykonane precyzyjnie na automatach tokarskich z atestowanych materiałów, odpornych na korozję materiałów;
- sprężyny i łączniki w wykonaniu specjalnym (mat. gat. CII) – o zaokrąglonych wymaganiach dla własności dynamicznych. Zapewniają właściwy nacisk zespołu pióro-ramię na szybę w każdych warunkach.

Guma wycieraka – wykonana z mieszanki opartej wyłącznie na kauczuku naturalnym (bez elastomerów syntetycznych) oraz 12-tu innych komponentach chemicznych z dodatkiem grafitu, polepszającego współczynnik tarcia i niwelującego głośnie pracą wycieraczki. Użycie grafitu na etapie przygotowania mieszanki powoduje iż nie osadza się on na szybie, co bywa częstym zjawiskiem w wycierakach konkurencyjnych firm, które są grafitowane jedynie powierzchniowo. Gumi wycieraków MOTGUM spełniają wymagania norm FIAT i GM w zakresie własności mechanicznych, skuteczności wycierania i odporności ozonowej.

Boczne listwy sprężyste – wykonane ze stali kwasoodpornej, gat. 1.4310 (1H18N9) o wytrzymałości powyżej 1800 N/mm².

Elementy z tworzywa – PBT (politereftalan butylu) – tworzywo techniczne o doskonałych właściwościach mechanicznych i wysokiej odporności na warunki atmosferyczne.

Pokrycia – farba: żywica poliestrowa wysoce odporna na promienie UV oraz warunki atmosferyczne (sole, kwasy, zanieczyszczenia pochodzące ze spalin).

Wycieraki pantograficzne MOTGUM spełniają wymagania określone w specyfikacjach FIAT 9.93605 oraz GM EDS-M-7501 w zakresie funkcjonalności i własności materiałowych. Proces produkcyjny monitorowany jest przy zastosowaniu metod statystycznych. Prowadzimy także pełne badania okresowe dla potrzeb zapewnienia stabilności poziomu jakościowego.

PANTOGRAPHIC WIPER BLADES

A group of products specially designed for, agricultural machines and other special-purpose vehicles. Technical solutions used in MOTGUM pantographic wiper blades guarantee perfect precision of wiping on very big windshields. Therefore they are commonly used in i.e. busses, tractors and special-purpose electrical vehicles. MOTGUM's pantographs inherit their heavy-duty properties from best features found in blades for trucks (durability and construction stiffness) and wiper arms (high anti-corrosion resistance).

Metal parts (levers, arms, bars):

- made of steel sheets with increased durability, covered with anti-corrosion zinc coating exceeding 25 micrometer;
- rolled, zinc steel bar with increased stiffness (C45), calibrated endings to join with blades;
- arm heads made of aluminium or alu-zinc alloys;
- precision cases and rivets machined on turners with approved materials, resistant to corrosion;
- springs and connectors of special performance (CII) – with sharpened demands for dynamic features. They assure proper pressure blade-arm group on glass in all conditions.

Rubber blade – made of compound based only on natural rubber (without synthetic elastomer) and 12 other chemical components with graphite supplement, improving coefficient of friction and eliminating operational noise. Use of graphite at the stage of blending the compound eliminates graphite residues on the windshield, which often takes place with competitive products that are only surface-coated. MOTGUM wiper blades and rubbers fully comply to FIAT and GM industry standards regarding mechanical properties, wiping effectiveness and ozone resistance.

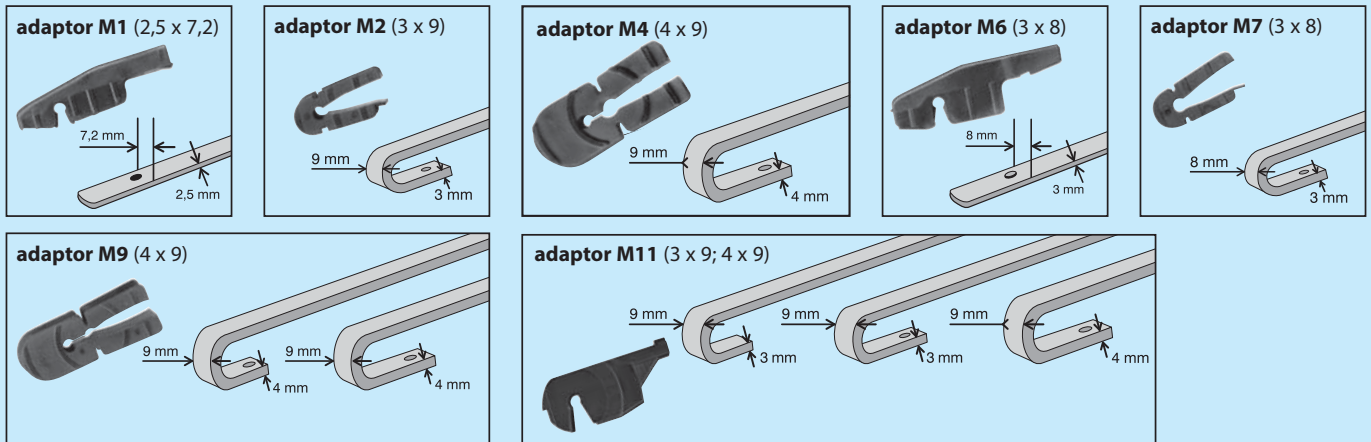
Side flat springs – made of acid-resistant steel, 1.4310 (1H18N9) with resistance exceeding 1800 N/mm².

Plastics – made of PBT (Polybutylene Terephthalate) – technical material with perfect mechanical properties and high resistance to environmental conditions.

Coating – paint: polyester resin with high resistance on UV and atmosphere conditions (salts, acids, air pollution).

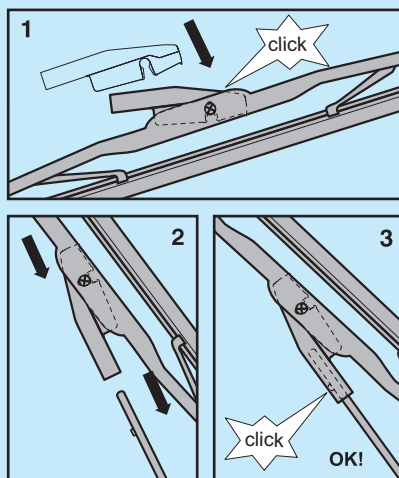
Pantographic wiper arms of MOTGUM meet demands determined in FIAT 9.93606 and GM EDS-T-3409 specifications regarding functionality and material features. Production process is monitored using statistical methods, as well as periodically evaluated and classified by main customers. MOTGUM also conducts internal, periodical tests to assure stable, highest-quality level.

ADAPTORY DO PIÓR STANDARD – SAMOCHODY OSOBOWE / ADAPTORS – PASSENGER CARS

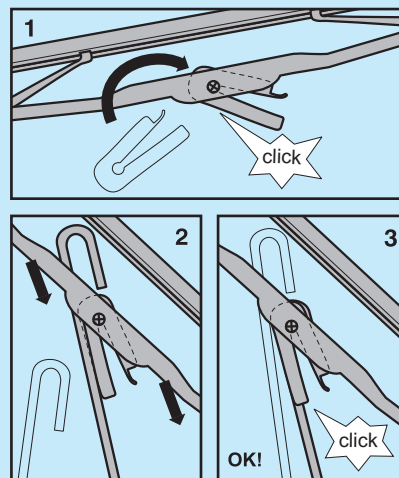


INSTRUKCJA MONTAŻU PIÓRO STANDARD – RAMIĘ, W SAMOCHODACH OSOBOWYCH
ASSEMBLY OF STANDARD WIPER BLADE AND ARM – PASSENGER CARS

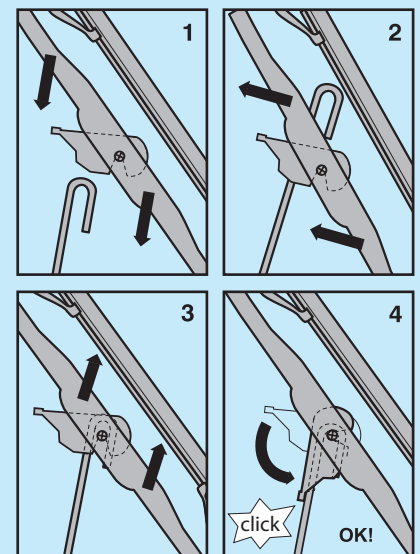
adaptor M1 (2,5 x 7,2)
adaptor M6 (3 x 8)



adaptor M2 (3 x 9)
adaptor M4 (4 x 9)
adaptor M7 (3 x 8)
adaptor M9 (4 x 9)

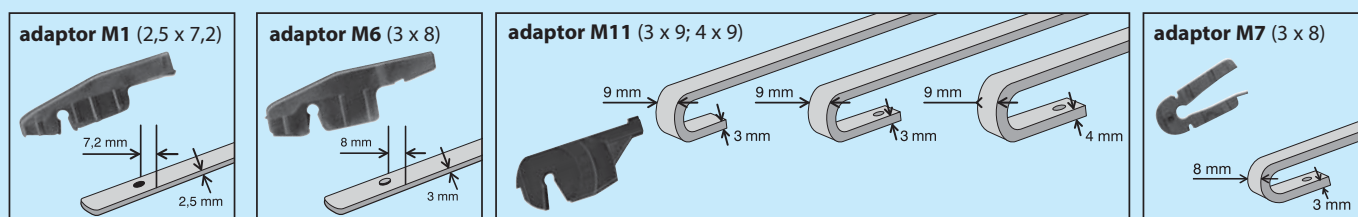


adaptor M11 (3 x 9; 4 x 9)



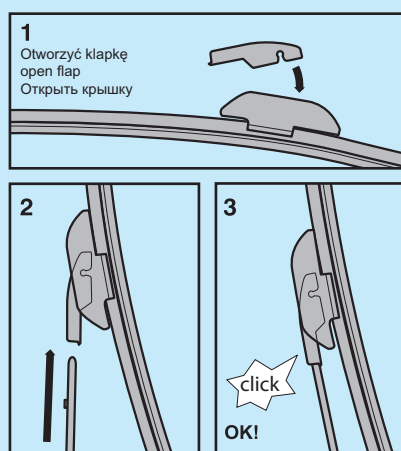
motgum.com/technika/wideoinstrukcje-piora-standard/

ADAPTORY DO PIÓR PŁASKICH – TYP A / ADAPTORS FOR FLAT WIPER BLADES – TYPE A

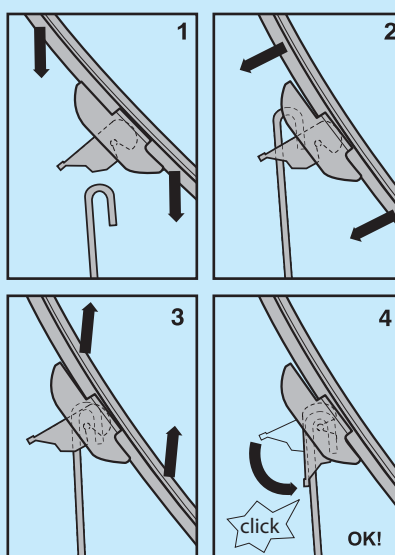


INSTRUKCJA MONTAŻU PIÓRO PŁASKIE – RAMIĘ, W SAMOCHODACH OSOBOWYCH
ASSEMBLY OF FLAT WIPER BLADE AND ARM – PASSENGER CARS

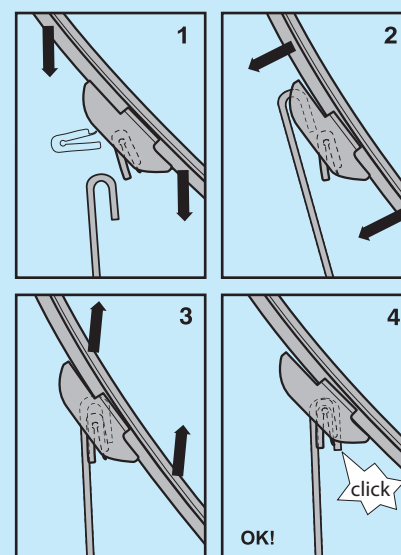
adaptor M1 (2,5 x 7,2)
adaptor M6 (3 x 8)



adaptor M11 (3 x 9; 4 x 9)

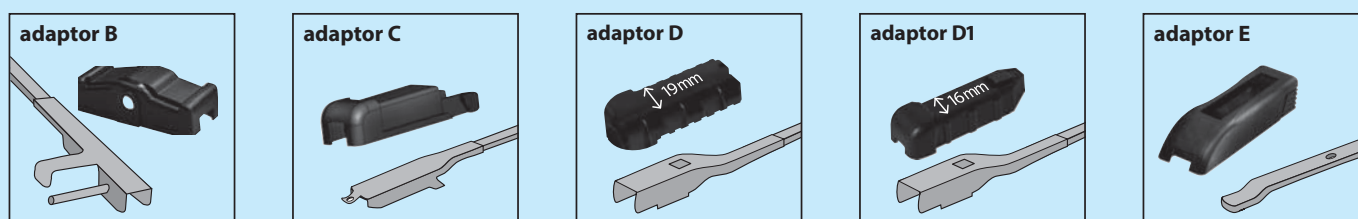


adaptor M7 (3 x 8)



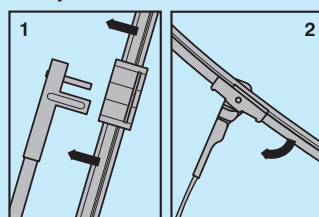
motgum.com/technika/wideoinstrukcje-piora-plaskie-typ-a/

ADAPTORY DO PIÓR PŁASKICH – TYP B, C, D, D1, E / ADAPTORS FOR FLAT WIPER BLADES – TYPE B, C, D, D1, E

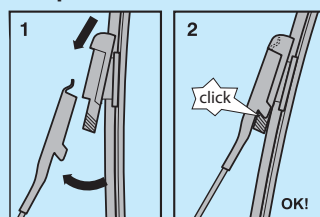


INSTRUKCJA MONTAŻU PIÓRO PŁASKIE – RAMIĘ, W SAMOCHODACH OSOBOWYCH
ASSEMBLY OF FLAT WIPER BLADE AND ARM – PASSENGER CARS

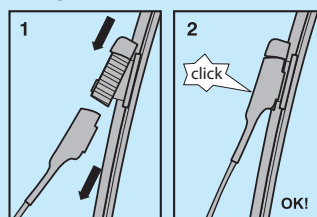
adaptor B




adaptor C



adaptor D, D1

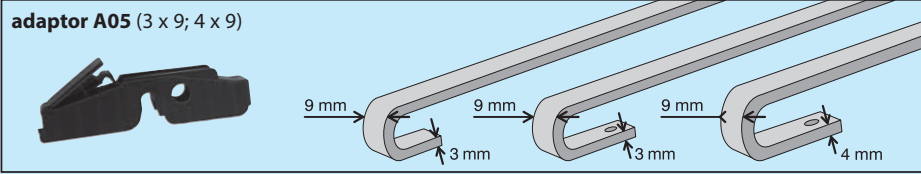


adaptor E



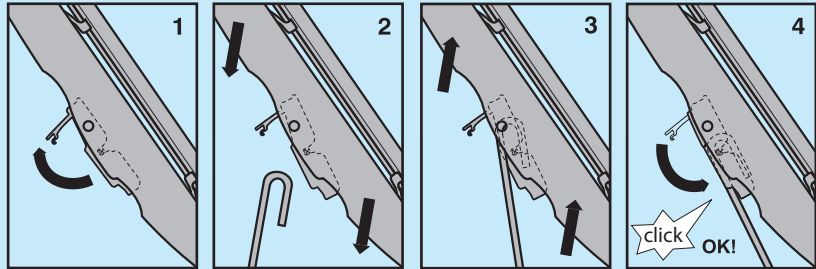
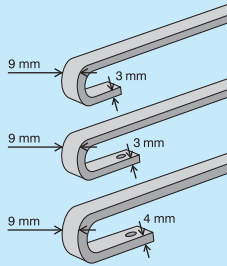
motgum.com/technika/wideoinstrukcje-piora-plaskie-typ-bcde/

ADAPTOR DO PIÓRA HYBRYDOWEGO / ADAPTOR FOR HYBRID WIPER BLADES

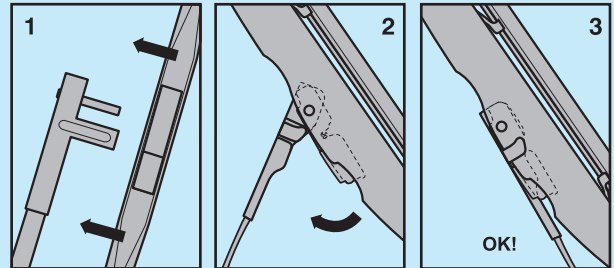
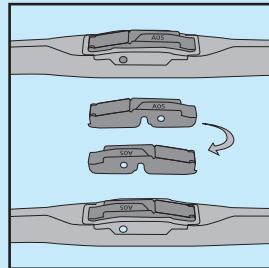
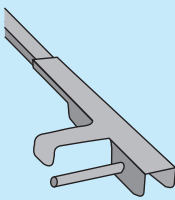


INSTRUKCJA MONTAŻU PIÓRO HYBRYDOWE – RAMIĘ, W SAMOCHODACH OSOBOWYCH
ASSEMBLY OF HYBRID WIPER BLADE AND ARM - PASSENGER CARS

Adaptor
A05 3 x 9 mm
4 x 9 mm

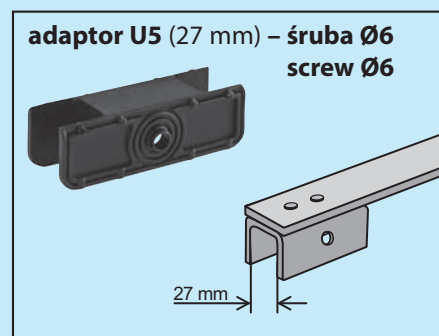
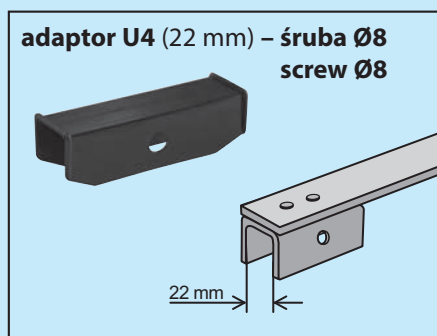
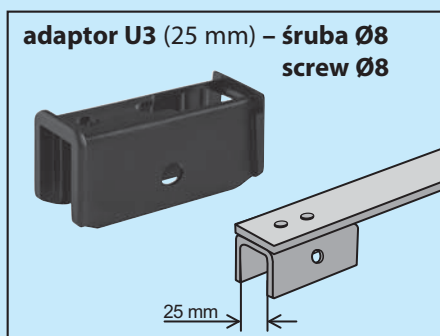
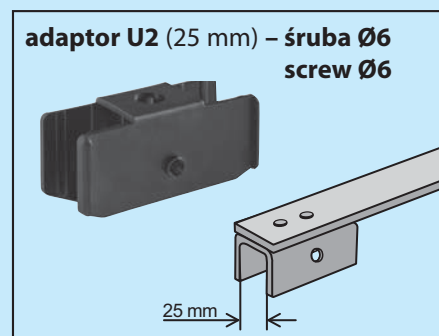
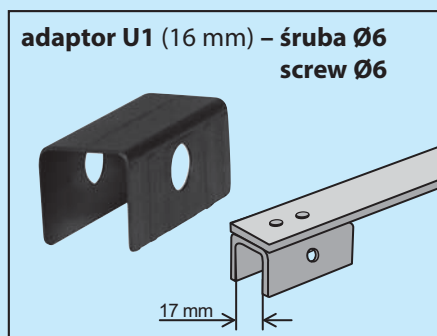
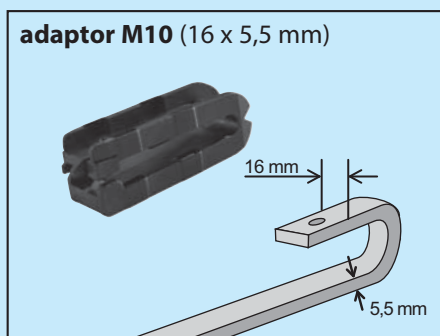
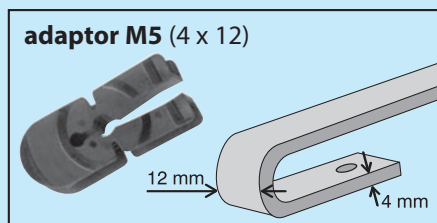
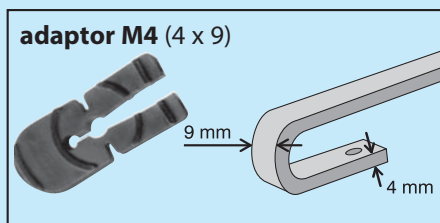


Adaptor
A05



motgum.com/technika/wideoinstrukcje-piora-hybrydowe/

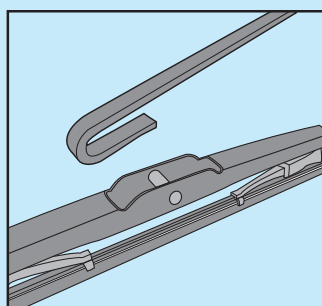
ADAPTORY – SAMOCHODY DOSTAWCZE, CIĘŻAROWE I AUTOBUSY
ADAPTORS FOR HEAVY-DUTY WIPER BLADES – VANS, TRUCKS AND BUSES



TYP POŁĄCZENIA PIÓRO–RAMIĘ W SAMOCHODACH DOSTAWCZYCH, CIĘŻAROWYCH I AUTOBUSACH
TYPE OF JOINT FOR HEAVY-DUTY WIPER BLADE AND ARM FOR VANS, TRUCKS AND BUSES

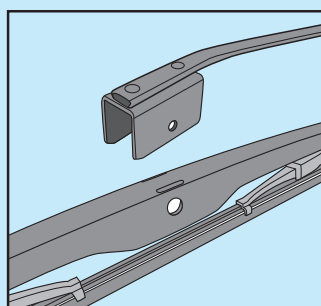
Typ 1 / Type 1

Adaptor M4 / M5 / M2 / M9



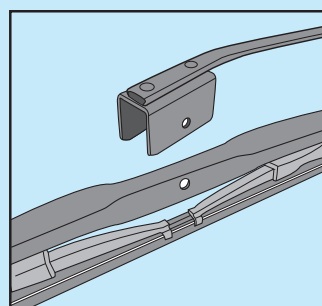
Typ 2 / Type 2

Adaptor U2 / U3 / U4 / U5



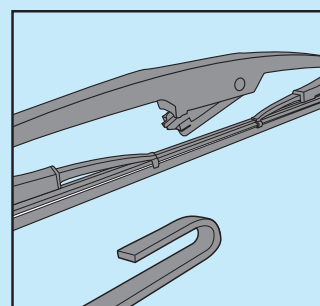
Typ 2A / Type 2A

Adaptor U1



Typ 4 / Type 4

Adaptor M10



JAKOŚĆ WYCIERANIA JEST WYNIKIEM WSPÓŁPRACY ELEMENTÓW SKŁADOWYCH UKŁADU:

1. pióra wycieraczki
2. szyby samochodu i płynu spryskiwacza
3. ramienia wycieraczki
4. układu napędowego wycieraczek

AD1 Pióro wycieraczki jest wykonane z elementów metalowych, tworzywa sztucznego i gumy. Specjalna mieszanka gumowa z której zrobiono wkładkę jest odporna na niskie i wysokie temperatury, promieniowanie UV, jak i alkohole używane w płynach spryskiwaczy.

Niestety nic nie jest wieczne, a czas i eksploatacja robią swoje. Guma w końcu twardnieje, robi się mało elastyczna i krucha. Na zniszczenie najbardziej narażone jest tzw. żądło gumy. Tarcie o twardszą szybę powoduje zaokrąglenie jego krawędzi, co z kolei prowadzi do spadku skuteczności wycierania. Pojawiają się liczne smugi. W miesiącach zimowych niejednokrotnie dochodzi do naderwania lub całkowitego zniszczenia żądła gumy.

W takim przypadku musimy bezwzględnie wymienić pióro, gdyż twarde, metalowe elementy mogą porysować nam szybę, co narazi nas na wysokie koszty jej wymiany!

AD2 W trakcie eksploatacji auta zużyciu ulega nie tylko guma wycieraczki ale i pozostałe elementy układu. Powierzchnia szyby auta jest nieustannie bombardowana drobinami piasku, kamykami, kurzem i błotem. Im starsze auto, im większy przebieg – tym bardziej zniszczona szyba. W mikroskopowym powiększeniu widać, że jej powierzchnia jest porowata niczym pumeks. Pozostałości olejów i smarów unoszone z powierzchni drogi, resztki owadów, woski z preparatów myjących mające chronić lakier auta dostają się w pory na powierzchni szyby. Wszystkie te czynniki mają wpływ na jakość wycierania i żywotność gumy.

Dlatego zaleca się po myciu samochodu dokładne, ręczne umycie szyby przy pomocy preparatów przeznaczonych do mycia szyb. Zabieg ten odłuszczy szybę, usunie resztki owadów, wosków i innych zanieczyszczeń.

Trzeba także pamiętać o stosowaniu odpowiednich płynów do spryskiwaczy. Bardzo skoncentrowany, nieodpowiedni płyn wcale nie musi lepiej zmywać, a wręcz przeciwnie może mieć destrukcyjny wpływ na gumę wycieraczki, skracając jej żywotność.

W trakcie naszych badań laboratoryjnych zaobserwowaliśmy, że jeśli nie ma dużych mrozów najlepszy efekt wycierania uzyskuje się przy delikatnym rozcieńczeniu płynu zimowego wodą destylowaną lub demineralizowaną. Zwykła woda może pozostawić kamień w zbiorniku, przewodach i dyszach spryskiwaczy!

AD3 Bardzo ważnym, a niedocenianym elementem układu wycieraczek jest ramię.

Siła docisku pióra pochodząca od sprężyny w ramieniu maleje wraz z eksploatacją auta i może spowodować złą skuteczność wycierania nawet nowych wycieraczek. Sól, błoto, piach i kurz powodują zacieranie się ruchomego przegubu ramienia, co zmniejsza docisk pióra do szyby, a w konsekwencji wycieraczki źle działają. Na szybie pojawiają się smugi i nie wytarte fragmenty.

W skrajnych przypadkach obserwowano brak jakiegokolwiek docisku, a więc pióro w ogóle nie wycierało! W takiej sytuacji można próbować poprawić ruchomość przegubu smarując go penetrującym olejem w aerozolu, kilkakrotnie odginając i kładąc ramię na szybę.

Prawidłowa siła docisku ramienia jest szczególnie istotna przy zastosowaniu piór płaskich – bezzwigniowych!

Jeśli ramię z jakichś przyczyn zostało przegięte (np. auto po stłuczkach, wadliwe szczotki myjni automatycznej itp.) praca pióra objawiać się może skakaniem lub zgrzytaniem, szczególnie w jedną stronę. Żądło pióra musi być ustawione prostopadle do powierzchni szyby. Jest to bardzo często spotykany problem i w takim przypadku należy skorygować geometrię ramienia lub je po prostu wymienić.

AD4 Ostatnim elementem jest układ napędowy wycieraczek. W starszych samochodach często dochodzi do zatarcia trzpieni na których osadzone są wycieraczki jak i elementów ślizgowych układu dźwigniowego ukrytego w podszybiu. Piski i nierówna, szarpana praca wycieraczki może być tego oznaką. Z reguły są to elementy nierozbieralne, ale użycie paru kropli penetrującego smaru – oleju może nam na jakiś czas wyeliminować to zjawisko.

Także zbyt duże luzy układu powstałe na skutek eksploatacji mogą prowadzić do nieprawidłowej pracy wycieraczek. Zmienia się cała geometria układu w sposób niekontrolowany i objawy mogą być identyczne – szarpana, nierówna praca, a nawet uderzanie pióra w uszczelkę szyby. Niestety w takim przypadku jesteśmy zmuszeni wymienić cały układ napędowy wycieraczek.

Wszystkie zawarte tu spostrzeżenia wynikają z przeszło trzydziestoletniego doświadczenia i badań laboratoryjnych naszej firmy. Mieliśmy na celu zwrócenie uwagi jak skomplikowaną i ważną częścią Państwa samochodu są wycieraczki. Dbajmy o każdy z elementów tego układu. Zakup tylko sprawdzonych produktów uznanych producentów mających wieloletnie doświadczenie gwarantuje jakość, Państwa bezpieczeństwo i komfort podróżowania w czasie deszczu.

W przypadku dodatkowych pytań prosimy o e-mail na adres: motgum@motgum.com

QUALITY OF CLEANING COMES OUT FROM THE INTERACTION OF SYSTEM COMPONENTS:

1. wipers
2. windshield surface and washer fluid
3. wiper arm
4. wiper drive system

AD1 Wiper blade is made of metal elements, plastic and rubber. Special rubber compound of which the filler is made, is resistant to low and high temperatures, UV radiation, as well as to alcohol used in washer fluids.

Unfortunately, nothing is everlasting, so time and usage do their work. With time, rubber becomes hard, loses its elasticity and becomes fragile. So-called edge is exposed to destruction. Friction against firmer glass leads to rounding of edges which results in worse quality of cleaning. Numerous trails appear. In winter time rubber edge often snatches or becomes fully damaged.

In this case we have to replace a blade unconditionally because hard metal elements can scratch the glass, the replacement of which can be very costly!

AD2 In the course of car usage both screen wiper rubber and other components of system are getting worn up. The surface of glass is constantly bombarded by sand particles, stones, dust and dirt.

The older the car, the higher mileage it has, the more the windshield is damaged. Under a microscope its surface looks like porous pumice.

Residues of oils and greases raised from a road surface, insects, wax from car wash cleansers for varnish covering protection, get in porous glass surface.

All these factors influence the quality of cleaning and rubber lifetime.

Therefore, it is recommended after the car is washed to wash up windshield manually with chemicals specially designed for windshield wash. This treatment will allow to remove grease from glass, remove the remains of insects, wax and other pollutions.

It is also necessary to remember to apply special liquids for sprinklers. Highly concentrated, not proper liquid will not wash better at all. On the contrary – it can have a destructible effect on rubber blade, shortening its lifespan.

CO NALEŻY WIEDZIEĆ O PIÓRACH WYCIERACZEK I JAKOŚCI WYCIERANIA? WHAT YOU NEED TO KNOW ABOUT WINDSCREEN WIPER BLADES AND QUALITY OF CLEANING?

During our laboratory research we have noted that in moderate temperatures, the best cleaning effect is reached with a little winter washer slightly diluted with distilled or demineralized water. Tap water can leave deposit in a tank, pipelines and sprinkler hoses!

AD 3 The wiper arm is very important and underestimated element of screen wipers system.

The strength of blade pressure against windscreen coming from the spring in the arm weakens with car age and can course a bad quality of cleaning even with a new screen wipers. Salt, dirt, sand and dust lead to abrasion of moving arm joint. This weakens strength of blade pressure and results in improper operation of wipers. Trails and unwiped sectors may appear on a windscreen.

In extreme cases, absence of any pressure was observed, meaning that the blade did not wipe at all! In this case you can try to improve joint mobility, greasing it with penetrating oil in aerosol, straightening and lowering the arm back on a screen a few times.

A proper strength of arm pressure is especially important if you use flat (frameless) wiper blades!

If the arm was bent for any reason (e.g. the car after accident, defective brushes in automatic car wash, etc.) blade can jump up and produce grating sounds during operation, especially on one side. The blade edge should perpendicular to glass surface. This problem is very frequent and it might be necessary to correct arm's geometry or simply replace it.

AD 4 The last element is a drive system of screen wipers. In old cars, abrasion of pins on which screen wipers are settled may occur, as well as damage of sliding elements of lever system hidden under the screen bottom part. It can assert itself in jerks and irregular wiping performance. As a rule, these elements are assembled as one part, but several drops of penetrating oil can help for some time.

Bad performance of wipers can also be caused by too big gaps, resulting from usage. Whole system geometry changes in uncontrollable way, and signs can be identical: jerking, irregular work, and even blade hitting the glass seal. Unfortunately, in this case it is necessary to replace the whole wiper drive system.

All above observations result from thirty years of experience and laboratory research by our company. Our aim was to draw your attention to the fact how complex and important part of your car the screen wipers are. Take care of each element of this system. Buy only proved products of known manufacturers with long-term experience that guarantee quality, safety and comfort travel in bad weather.

If you have any additional questions, contact us by the e-mail: motgum@motgum.com

INSTRUKCJA INSTRUCTIONS

Rodzaj pojazdów / Kind of vehicle
 Pióro standardowe / Standard wiper blade
 Pióro płaskie – typu A, B, C, D, D1, E / Flat wiper blade – type A, B, C, D, D1, E
 Pióro hybrydowe / Hybrid wiper blade

Okres produkcji / Production period
 Długość wycieraczki od strony kierowcy / Wiper blade length (driver side)
 Długość wycieraczki tylnej / Rear wiper blade length
 Długość wycieraczki od strony pasażera / Wiper blade length (passenger side)

SAMOCHOZY OSOBOWE / PASSENGER CARS



ACURA

Model	Okres produkcji	Pióra standardowe	Pióra płaskie	Pióra hybrydowe
MDX	06→	650 PA65K1X 530 PA53K1X	650 A PPA65B1 530 A PPA53B1	650 PHA65B1 530 PHA53B1
RDX	06-12	650 PA65K1X 410 PA41K1X	650 A PPA65B1 410 A PPA41B1	650 PHA65B1 410 PHA41B1
RL	95-04	560 PA56K1X 480 PA48K1X	560 A PPA56B1 480 A PPA48B1	560 PHA56B1 480 PHA48B1
TL	94-03	600 PA60K1X 480 PA48K1X	600 A PPA60B1 480 A PPA48B1	600 PHA60B1 480 PHA48B1
TSX	03-08	650 PA65K1X 450 PA45K1X	650 A PPA65B1 450 A PPA45B1	650 PHA65B1 450 PHA45B1
TSX	03-08	650 PA65K1X 410 PA41K1X	650 A PPA65B1 410 A PPA41B1	650 PHA65B1 410 PHA41B1

Okres produkcji
Production period

AIXAM

Model	Okres produkcji	Pióra standardowe	Pióra płaskie	Pióra hybrydowe
A721 / A741 / A751	04→	560 PA56K1X	560 A PPA56B1	560 PHA56B1
City / Roadline / Crossline	08-10	560 PA56K1X	560 A PPA56B1	560 PHA56B1
Crossline	10→	560 PA56K1X	560 A PPA56B1	560 PHA56B1
Scouty R7 / Crossline	04-08	560 PA56K1X	560 A PPA56B1	560 PHA56B1

Marka
Brand

Model pojazdu
Vehicle model

ALFA ROMEO

Model	Okres produkcji	Pióra standardowe	Pióra płaskie	Pióra hybrydowe
Alfa 145	96-01	530 PA53K1X 480 PA48K1X kpl ¹⁾ W001FX	530 A PPA53B1 480 A PPA48B1	530 PHA53B1 480 PHA48B1
Alfa 146	98-00	530 PA53K1X 480 PA48K1X	530 A PPA53B1 480 A PPA48B1	530 PHA53B1 480 PHA48B1
Alfa 147	01-05	560 PA56K1X 410 PA41K1X	560 A PPA56B1 410 A PPA41B1	560 PHA56B1 410 PHA41B1
	05-10		560 B PP456B1 410 B PP441B1	560 PHA56B1 410 PHA41B1
Alfa 155	92-96	530 PA53K1X 480 PA48K1X	530 A PPA53B1 480 A PPA48B1	530 PHA53B1 480 PHA48B1
Alfa 156	97-06	560 PA56K1X 530 PA53K1X	560 A PPA56B1 530 A PPA53B1	560 PHA56B1 530 PHA53B1
Alfa 159	05-11		580 B PP458B1 450 B PP445B1	580 PHA58B1 450 PHA45B1
Alfa 164	87-98	530 PA53K1X 530 PA53K1X	530 A PPA53B1 530 A PPA53B1	530 PHA53B1 530 PHA53B1
Alfa 166	98-07	530 PA53K1X 480 PA48K1X	530 A PPA53B1 480 A PPA48B1	530 PHA53B1 480 PHA48B1
Alfa 33	84-90	450 PA45K1X 450 PA45K1X 380 ¹⁾ PX38K1X	450 A PPA45B1 450 A PPA45B1 380 A ¹⁾ PPA38B1	450 PHA45B1 450 PHA45B1 380 PHA45B1
	90-95		450 A PPA45B1 450 A PPA45B1	450 PHA45B1 450 PHA45B1
Alfa 75	85-92	450 PA45K1X 450 PA45K1X	450 A PPA45B1 450 A PPA45B1	450 PHA45B1 450 PHA45B1
Alfa 90	84-91	410 PA41K1X 410 PA41K1X	410 A PPA41B1 410 A PPA41B1	410 PHA41B1 410 PHA41B1
Brera	05-10		580 B PP458B1 450 B PP445B1	580 PHA58B1 450 PHA45B1
Giulia2	16→		600 D PP460B1 450 D PP445B1	
Giulietta	10→		600 D PP460B1 450 D PP445B1	
GT	03-05	560 PA56K1X 410 PA41K1X	560 A PPA56B1 410 A PPA41B1	560 PHA56B1 410 PHA41B1
	05-10		560 B PPA56B1 410 B PP441B1	560 PHA56B1 410 PHA41B1
Mito	08→		600 C PP460B1 410 C PP441B1	
Spider	06→		580 B PP458B1 410 B PP441B1	580 PHA58B1 410 PHA41B1

Długość pióra typu standard w mm
Standard wiper blade length in mm

Długość pióra płaskiego w mm z określeniem typu mocowania (opis typów str. 6-7)
Wiper blade type and length in mm (description of the types – page 6-7)

ASTON MARTIN

Model	Okres produkcji	Pióra standardowe	Pióra płaskie	Pióra hybrydowe
Cygnet	11-13	530 PA53K1X 450 PA45K1X	530 A PPA53B1 450 A PPA45B1	530 PHA53B1 450 PHA45B1
DB7	94-03	530 PA53K1X 330 PX33K1X	530 A PPA53B1 330 A PPA33B1	530 PHA53B1 330 PHA33B1
DB9	04-11	600 PA60K1X 450 PA45K1X	600 A PPA60B1 450 A PPA45B1	
	11→		650 D PP465B1 510 D PP451B1	
DBS	07-11	600 PA60K1X 510 PA51K1X	600 A PPA60B1 510 A PPA51B1	
Vanquish	01-07	560 PA56K1X 450 PA45K1X	560 A PPA56B1 450 A PPA45B1	

Numer katalogowy
Catalogue number

AUDI

Model	Okres produkcji	Pióra standardowe	Pióra płaskie	Pióra hybrydowe
100	82-90	530 PA53K1X 530 PA53K1X 530 ¹⁾ PA53K1X	530 A PPA53B1 530 A PPA53B1 530 A ¹⁾ PPA53B1	530 PHA53B1 530 PHA53B1
	90-94	560 PA56K1X 560 PA56K1X 450 ¹⁾ PA45K1X	560 A PPA56B1 560 A PPA56B1 450 A ¹⁾ PPA45B1	560 PHA56B1 560 PHA56B1
200	83-91	530 PA53K1X 530 PA53K1X 530 ¹⁾ PA53K1X	530 A PPA53B1 530 A PPA53B1 530 A ¹⁾ PPA53B1	530 PHA53B1 530 PHA53B1
80 / 90	78-84	450 PA45K1X 450 PA45K1X	450 A PPA45B1 450 A PPA45B1	450 PHA45B1 450 PHA45B1
	84-94	530 PA53K1X 530 PA53K1X 410 ¹⁾ PA41K1X	530 A PPA53B1 530 A PPA53B1 410 A ¹⁾ PPA41B1	530 PHA53B1 530 PHA53B1
A1 [8X]	10→		600 D1 PP460B1 410 D1 PP441B1	
A2 [8Z]	00-05		700 B PP470B1	700 PHA70B1
A3 [8L]	96-03	530 PA53K1X 480 PA48K1X 380 ¹⁾ PX38K1X	530 A PPA53B1 450 A PPA45B1 380 A ¹⁾ PPA38B1	530 PHA53B1 450 PHA45B1
[8P]	03-04		600 B PP460B1 480 B PP448B1	600 PHA60B1 480 PHA48B1
[8P]	04-13		600 C PP460B1 480 C PP448B1	
[8V]	12→		650 D1 PP465B1 450 D1 PP445B1	

1) – do ramienia metalowego / for metal arm only

2) – wykonanie specjalne – odwrócony spoiler / special version – inverted spoiler

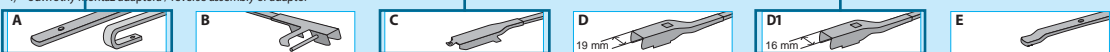
3) – wykonanie specjalne – pióro asymetryczne / special version – asymmetric wiper

4) – odwrotny montaż adaptora / reverse assembly of adaptor

5) – pióro + ramię metalowe – na tylną szybę / wiper blade + metal arm – for rear windshield

6) – pióro + spryskiwacz montowany na pręcie ramienia / wiper blade + sprinker assembled on arm bar

7) – wykonanie specjalne – do pręta ramienia 12x4 / special version – for arm bar 12x4 arm



WYCIERACZKI SZYB SAMOCHOZOWYCH MOTTGUM WIPER BLADES MOTTGUM

SAMOCHOODY OSOBOWE / PASSENGER CARS



ACURA

MDX	06→	650 PA65K1X	530 PA53K1X		650 A PPA65B1	530 A PPA53B1		650 PHA65B1	530 PHA53B1
RDX	06-12	650 PA65K1X	410 PA41K1X		650 A PPA65B1	410 A PPA41B1		650 PHA65B1	410 PHA41B1
RL	95-04	560 PA56K1X	480 PA48K1X		560 A PPA56B1	480 A PPA48B1		560 PHA56B1	480 PHA48B1
TL	94-03	600 PA60K1X	480 PA48K1X		600 A PPA60B1	480 A PPA48B1		600 PHA60B1	480 PHA48B1
	03-08	650 PA65K1X	450 PA45K1X		650 A PPA65B1	450 A PPA45B1		650 PHA65B1	450 PHA45B1
TSX	03-08	650 PA65K1X	410 PA41K1X		650 A PPA65B1	410 A PPA41B1		650 PHA65B1	410 PHA41B1

AIXAM

A721 / A741 / A751	04→	560 PA56K1X			560 A PPA56B1			560 PHA56B1	
City / Roadline / Crossline	08-10	560 PA56K1X			560 A PPA56B1			560 PHA56B1	
Crossline	10→	560 PA56K1X			560 A PPA56B1			560 PHA56B1	
Scouty R / Crossline	04-08	560 PA56K1X			560 A PPA56B1			560 PHA56B1	

ALFA ROMEO

Alfa 145	96-01	530 PA53K1X	480 PA48K1X	kpl ⁵⁾ W001F1X	530 A PPA53B1	480 A PPA48B1		530 PHA53B1	480 PHA48B1
Alfa 146	98-00	530 PA53K1X	480 PA48K1X		530 A PPA53B1	480 A PPA48B1		530 PHA53B1	480 PHA48B1
Alfa 147	01-05	560 PA56K1X	410 PA41K1X		560 A PPA56B1	410 A PPA41B1		560 PHA56B1	410 PHA41B1
	05-10				560 B PP456B1	410 B PP441B1		560 PHA56B1	410 PHA41B1
Alfa 155	92-96	530 PA53K1X	480 PA48K1X		530 A PPA53B1	480 A PPA48B1		530 PHA53B1	480 PHA48B1
Alfa 156	97-06	560 PA56K1X	530 PA53K1X		560 A PPA56B1	530 A PPA53B1		560 PHA56B1	530 PHA53B1
Alfa 159	05-11				580 B PP458B1	450 B PP445B1		580 PHA58B1	450 PHA45B1
Alfa 164	87-98	530 PA53K1X	530 PA53K1X		530 A PPA53B1	530 A PPA53B1		530 PHA53B1	530 PHA53B1
Alfa 166	98-07	530 PA53K1X	480 PA48K1X		530 A PPA53B1	480 A PPA48B1		530 PHA53B1	480 PHA48B1
Alfa 33	84-90	450 PA45K1X	450 PA45K1X	380 ¹⁾ PX38K1X	450 A PPA45B1	450 A PPA45B1	380 A ¹⁾ PPA38B1	450 PHA45B1	450 PHA45B1
	90-95	450 PA45K1X	450 PA45K1X	450 ¹⁾ PA45K1X	450 A PPA45B1	450 A PPA45B1	450 A ¹⁾ PPA45B1	450 PHA45B1	450 PHA45B1
Alfa 75	85-92	450 PA45K1X	450 PA45K1X		450 A PPA45B1	450 A PPA45B1		450 PHA45B1	450 PHA45B1
Alfa 90	84-91	410 PA41K1X	410 PA41K1X		410 A PPA41B1	410 A PPA41B1		410 PHA41B1	410 PHA41B1
Brera	05-10				580 B PP458B1	450 B PP445B1		580 PHA58B1	450 PHA45B1
Giulia2	16→				600 D PP460B1	450 D PP445B1			
Giulietta	10→				600 D PP460B1	450 D PP445B1			
GT	03-05	560 PA56K1X	410 PA41K1X		560 A PPA56B1	410 A PPA41B1		560 PHA56B1	410 PHA41B1
	05-10				560 B PP456B1	410 B PP441B1		560 PHA56B1	410 PHA41B1
Mito	08→				600 C PP460B1	410 C PP441B1			
Spider	06→				580 B PP458B1	410 B PP441B1		580 PHA58B1	410 PHA41B1

ASTON MARTIN

Cygnat	11-13	530 PA53K1X	450 PA45K1X		530 A PPA53B1	450 A PPA45B1		530 PHA53B1	450 PHA45B1
DB7	94-03	530 PA53K1X	330 PX33K1X		530 A PPA53B1	330 A PPA33B1		530 PHA53B1	330 PHA33B1
DB9	04-11	600 PA60K1X	450 PA45K1X		600 A PPA60B1	450 A PPA45B1			
	11→				650 D PP465B1	510 D PP451B1			
DBS	07-11	600 PA60K1X	510 PA51K1X		600 A PPA60B1	510 A PPA51B1			
Vanquish	01-07	560 PA56K1X	450 PA45K1X		560 A PPA56B1	450 A PPA45B1			

AUDI

100	82-90	530 PA53K1X	530 PA53K1X	530 ¹⁾ PA53K1X	530 A PPA53B1	530 A PPA53B1	530 A ¹⁾ PPA53B1	530 PHA53B1	530 PHA53B1
	90-94	560 PA56K1X	560 PA56K1X	450 ¹⁾ PA45K1X	560 A PPA56B1	560 A PPA56B1	450 A ¹⁾ PPA45B1	560 PHA56B1	560 PHA56B1
200	83-91	530 PA53K1X	530 PA53K1X	530 ¹⁾ PA53K1X	530 A PPA53B1	530 A PPA53B1	530 A ¹⁾ PPA53B1	530 PHA53B1	530 PHA53B1
80 / 90	78-84	450 PA45K1X	450 PA45K1X		450 A PPA45B1	450 A PPA45B1		450 PHA45B1	450 PHA45B1
	84-94	530 PA53K1X	530 PA53K1X	410 ¹⁾ PA41K1X	530 A PPA53B1	530 A PPA53B1	410 A ¹⁾ PPA41B1	530 PHA53B1	530 PHA53B1
A1 [8X]	10→				600 D1 PP460B1	410 D1 PP441B1			
A2 [8Z]	00-05				700 B PP470B1			700 PHA70B1	
A3 [8L]	96-03	530 PA53K1X	480 PA48K1X	380 ¹⁾ PX38K1X	530 A PPA53B1	450 A PPA45B1	380 A ¹⁾ PPA38B1	530 PHA53B1	450 PHA45B1
	[8P]				600 B PP460B1	480 B PP448B1		600 PHA60B1	480 PHA48B1
	[8P]				600 C PP460B1	480 C PP448B1			
	[8V]				650 D1 PP465B1	450 D1 PP445B1			

1) - do ramienia metalowego / for metal arm only

2) - A X wykonanie specjalne - odwrócony spoiler / special version - inverted spoiler

3) - Y wykonanie specjalne - pióro asymetryczne / special version - asymmetric wiper

4) - X odwrotny montaż adaptora / reverse assembly of adaptor














5) - pióro + ramię metalowe - na tylną szybę / wiper blade + metal arm - for rear windshield

6) - pióro + spryskiwacz montowany na pręt ramienia / wiper blade + sprinker assembled on arm bar

7) - wykonanie specjalne - do pręta ramienia 12x4 / special version - for arm bar 12x4 arm



SAMOCZODY OSOBOWE / PASSENGER CARS

		PIÓRA STANDARD / STANDARD WIPER BLADES 			PIÓRA PŁASKIE – TYPU A, B, C, D, D1, E / FLAT WIPER BLADES – TYPE A, B, C, D, D1, E 			PIÓRA HYBRYDOWE / HYBRID WIPER BLADES 		
		 Nr katalogowy No.	 Nr katalogowy No.	 Nr katalogowy No.	 Nr katalogowy No.	 Nr katalogowy No.	 Nr katalogowy No.	 Nr katalogowy No.	 Nr katalogowy No.	
A4 [8D; B5]	94-01	530 PA53K1X	510 PA51K1X		530 A PPA53B1	510 A PPA51B1		530 PHA53B1	510 PHA51B1	
[8K; B8]	07-15				600 D1 PP460B1	510 D1 PP451B1				
[8W; B9]	15-→				600 D1 PP460B1	510 D1 PP451B1				
A5 [8T/8F]	07-→				600 D1 PP460B1	510 D1 PP451B1				
A6 [4A; C4, 4B; C5]	94-01	560 PA56K1X	530 PA53K1X		560 A PPA56B1	530 A PPA53B1		560 PHA56B1	530 PHA53B1	
[4G; C7]	11-→				600 D1 PP460B1	510 D1 PP451B1				
A7 [4G]	10-→				600 D1 PP460B1	510 D1 PP451B1				
A8 [4D; D2]	94-02	560 PA56K1X	530 PA53K1X		560 A PPA56B1	530 A PPA53B1		560 PHA56B1	530 PHA53B1	
[4H; D4]	09-→				650 D1 PP465B1	510 D1 PP451B1				
Q3 [8U]	11-→				600 D1 PP460B1	510 D1 PP451B1				
Q5 [8R]	08-→				600 D1 PP460B1	510 D1 PP451B1				
Q7 [4L]	06-15				650 C PP465B1	650 C PP465B1				
[4M]	15-→				700 D1 PP470B1	510 D1 PP451B1				
TT [8N]	98-03	530 PA53K1X	510 PA51K1X		530 A PPA53B1	510 A PPA51B1		530 PHA53B1	510 PHA51B1	
[8N]	03-06				530 B PP453B1	530 B PP453B1		530 PHA53B1	530 PHA53B1	
[8J]	06-15				560 C PP456B1	530 C PP453B1				
[FV]	15-→				600 D1 PP460B1	530 D1 PP453B1				

AZLK

Moskvitch-Aleko 2141		510 PA51K1X	510 PA51K1X		510 A PPA51B1	510 A PPA51B1		510 PHA51B1	510 PHA51B1
----------------------	--	-------------	-------------	--	---------------	---------------	--	-------------	-------------

BMW

1 [E81; E87]	04-11				510 C PP451B1	510 C PP451B1			
[F20; F21]	11-→				560 C PP456B1	450 C PP445B1			
2 [F22; F23]	13-→				560 C PP456B1	450 C PP445B1			
[F45; F46]	14-→				650 D PP465B1	480 D PP448B1			
3 [E21]	75-84	450 PA45K1X	450 PA45K1X		450 A PPA45B1	450 A PPA45B1		450 PHA45B1	450 PHA45B1
[E30]	82-91	510 PA51K1X	510 PA51K1X	450 ¹⁾ PA45K1X	510 A PPA51B1	510 A PPA51B1	450 A ¹⁾ PPA45B1	510 PHA51B1	510 PHA51B1
[E36]	90-99	530 PA53K1X	510 PA51K1X	410 ¹⁾ PA41K1X	530 A PPA53B1	510 A PPA51B1	410 A ¹⁾ PPA41B1	530 PHA53B1	510 PHA51B1
[E46]	99-05	580 PA58K1X	510 PA51K1X		580 A PPA58B1	510 A PPA51B1		580 PHA58B1	510 PHA51B1
[E90; E91]	05-09				600 B PP460B1	480 B PP448B1		600 PHA60B1	480 PHA48B1
[E90; E91]	09-12				600 C PP460B1	480 C PP448B1			
[E92]	06-09				600 B PP460B1	410 B PP441B1			
[E92]	09-13				600 C PP460B1	410 C PP441B1			
[F30; F31]	12-→				600 C PP460B1	480 C PP448B1			
4 [F32; F33; F34; F36]	13-→				600 C PP460B1	450 C PP445B1			
5 [E28]	81-87	450 PA45K1X	450 PA45K1X		450 A PPA45B1	450 A PPA45B1		450 PHA45B1	450 PHA45B1
[E60; E61]	03-10				600 C PP460B1	580 C PP458B1			
[F10; F11]	10-→				650 B PP465B1	450 B PP445B1			
5 GT [F07]	09-→				650 B PP465B1	480 B PP448B1			
6 [E63]	04-10				600 C PP460B1	580 C PP458B1			
[F12; F13]	11-→				650 B PP465B1	430 B PP443B1			
6 GC [F06]	12-→				650 B PP465B1	430 B PP443B1			
7 [E23]	77-86	450 PA45K1X	450 PA45K1X		450 A PPA45B1	450 A PPA45B1		450 PHA45B1	450 PHA45B1
[E32]	86-94	600 PA60K1X	600 PA60K1X		600 A PPA60B1	600 A PPA60B1		600 PHA60B1	600 PHA60B1
[F01; F02; F04]	08-15				650 B PP465B1	480 B PP448B1			
[G11]	15-→				650 B PP465B1	480 B PP448B1			
I3 [I01]	13-→				700 B PP470B1	530 B PP453B1			
X1 [E84]	09-15				600 C PP460B1	480 C PP448B1			
[F48]	15-→				650 D1 PP465B1	410 D1 PP441B1			
X3 [E83]	04-10	560 PA56K1X	510 PA51K1X		560 A PPA56B1	510 A PPA51B1		560 PHA56B1	510 PHA51B1
[F25]	10-→				650 B PP465B1	510 B PP451B1		650 PHA65B1	510 PHA51B1
X4 [F26]	14-→				650 B PP465B1	510 B PP451B1			
X5 [E53]	00-06	600 PA60K1X	560 PA56K1X	450 ¹⁾ PA45K1X	600 A PPA60B1	560 A PPA56B1	450 A ¹⁾ PPA45B1	600 PHA60B1	560 PHA56B1
[E70]	07-11				600 B PP460B1	480 B PP448B1		600 PHA60B1	480 PHA48B1
[E70]	11-13				600 D PP460B1	510 D PP451B1			
[F15]	13-→	600 PA60K1X	510 PA51K1X		600 A PPA60B1	510 A PPA51B1		600 PHA60B1	510 PHA51B1

1) – do ramienia metalowego / for metal arm only

2) – A X wykonanie specjalne – odwrócony spoiler / special version – inverted spoiler

3) – Y wykonanie specjalne – pióro asymetryczne / special version – asymmetric wiper

4) – X odwrótny montaż adaptora / reverse assembly of adaptor














5) – pióro + ramię metalowe – na tylną szybę / wiper blade + metal arm – for rear windshield

6) – pióro + spryskiwacz montowany na pręt ramienia / wiper blade + sprinkler assembled on arm bar

7) – wykonanie specjalne – do pręta ramienia 12x4 / special version – for arm bar 12x4 arm



SAMOCODY OSOBOWE / PASSENGER CARS

	PIÓRA STANDARD / STANDARD WIPER BLADES 			PIÓRA PŁASKIE – TYPY A, B, C, D, D1, E / FLAT WIPER BLADES – TYPE A, B, C, D, D1, E 			PIÓRA HYBRYDOWE / HYBRID WIPER BLADES 		
									
Nr katalogowy No.	Nr katalogowy No.	Nr katalogowy No.	Nr katalogowy No.	Nr katalogowy No.	Nr katalogowy No.	Nr katalogowy No.	Nr katalogowy No.	Nr katalogowy No.	
X6 [E71]	08–11								
[E71]	11–14								
[F16]	14→	600 PA60K1X	510 PA51K1X						
Z3 [E36]	96–03	510 PA51K1X	510 PA51K1X						
Z4 [E85; E86]	02–07	530 PA53K1X	510 PA51K1X						
[E89]	09→	530 PA53K1X	480 PA48K1X						
				600 B	PPA460B1	510 B	PPA451B1		
				600 D	PPA460B1	510 D	PPA451B1		
				600 A	PPA60B1	510 A	PPA51B1		
				510 A	PPA51B1	510 A	PPA51B1		
				530 A	PPA53B1	510 A	PPA51B1		
				530 A	PPA53B1	480 A	PPA48B1		
				600	PHA60B1	510	PHA51B1		
				600	PHA60B1	510	PHA51B1		
				510	PHA51B1	510	PHA51B1		
				530	PHA53B1	510	PHA51B1		
				530	PHA53B1	480	PHA48B1		

CADILLAC

ATS	12→	560 PA56K1X	480 PA48K1X			560 A	PPA56B1	480 A	PPA48B1			560	PHA56B1	480	PHA48B1
BLS	06–08	560 PA56K1X	560 PA56K1X			560 A	PPA56B1	560 A	PPA56B1			560	PHA56B1	560	PHA56B1
	08→					600 C	PPA460B1	580 C	PPA458B1						
CTS	03–07	560 PA56K1X	530 PA53K1X			560 A	PPA56B1	530 A	PPA53B1			560	PHA56B1	530	PHA53B1
	08–13	560 PA56K1X	480 PA48K1X			560 A	PPA56B1	480 A	PPA48B1			560	PHA56B1	480	PHA48B1
	14→					650 D	PPA465B1	450 D	PPA445B1						
Escalade	05–13	560 PA56K1X	560 PA56K1X			560 A	PPA56B1	560 A	PPA56B1			560	PHA56B1	560	PHA56B1
	06–10					560 C	PPA456B1	560 C	PPA456B1						
	14→	560 PA56K1X	560 PA56K1X			560 A	PPA56B1	560 A	PPA56B1			560	PHA56B1	560	PHA56B1
Seville	98–04	560 PA56K1X	530 PA53K1X			560 A	PPA56B1	510 A	PPA51B1			560	PHA56B1	510	PHA51B1
SRX	04–08	560 PA56K1X	530 PA53K1X			560 A	PPA56B1	530 A	PPA53B1			560	PHA56B1	530	PHA53B1
	09→					650 D	PPA465B1	430 D	PPA443B1						
STS	05→					560 C	PPA456B1	530 C	PPA453B1						

CHEVROLET

Aveo I	03–11	560 PA56K1X	410 PA41K1X			560 A	PPA56B1	410 A	PPA41B1			560	PHA56B1	410	PHA41B1
Aveo II	11→					650 C	PPA465B1	380 C	PPA438B1						
Camaro	09→	600 PA60K1X	530 PA53K1X			600 A	PPA60B1	530 A	PPA53B1			600	PHA60B1	530	PHA53B1
Captiva	06–11	600 PA60K1X	410 PA41K1X			600 A	PPA60B1	410 A	PPA41B1			600	PHA60B1	410	PHA41B1
	11→	600 PA60K1X	410 PA41K1X			600 A	PPA60B1	410 A	PPA41B1			600	PHA60B1	410	PHA41B1
Corvette	97–03	560 PA56K1X	560 PA56K1X			560 A	PPA56B1	560 A	PPA56B1			560	PHA56B1	560	PHA56B1
	04→	530 PA53K1X	530 PA53K1X			530 A	PPA53B1	530 A	PPA53B1			530	PHA53B1	530	PHA53B1
Cruze	09→	600 PA60K1X	450 PA45K1X			600 A	PPA60B1	450 A	PPA45B1			600	PHA60B1	450	PHA45B1
Epica	06–12	560 PA56K1X	510 PA51K1X			560 A	PPA56B1	510 A	PPA51B1			560	PHA56B1	510	PHA51B1
Evanda	03–06	560 PA56K1X	510 PA51K1X			560 A	PPA56B1	510 A	PPA51B1			560	PHA56B1	510	PHA51B1
HHR	06–09	450 PA45K1X	450 PA45K1X			450 A	PPA45B1	450 A	PPA45B1			450	PHA45B1	450	PHA45B1
Kalos	05–08	560 PA56K1X	410 PA41K1X	380 ¹⁾ PX38K1X		560 A	PPA56B1	410 A	PPA41B1	380 A ¹⁾ PPA38B1		560	PHA56B1	410	PHA41B1
Lacetti	04–13	560 PA56K1X	480 PA48K1X	450 ¹⁾ PA45K1X		560 A	PPA56B1	480 A	PPA48B1	450 A ¹⁾ PPA45B1		560	PHA56B1	480	PHA48B1
Malibu	12→	600 PA60K1X	480 PA48K1X			600 A	PPA60B1	480 A	PPA48B1			600	PHA60B1	480	PHA48B1
Matiz	05–10	560 PA56K1X	350 PX35K1X			560 A	PPA56B1	350 A	PPA35B1			560	PHA56B1	350	PHA35B1
Nubira	04–13	560 PA56K1X	480 PA48K1X			560 A	PPA56B1	480 A	PPA48B1			560	PHA56B1	480	PHA48B1
Optra	02–14	560 PA56K1X	480 PA48K1X			560 A	PPA56B1	480 A	PPA48B1			560	PHA56B1	480	PHA48B1
Orlando	11→	600 PA60K1X	480 PA48K1X			600 A	PPA60B1	480 A	PPA48B1			600	PHA60B1	480	PHA48B1
Rezzo/Tacuma	05–09	600 PA60K1X	480 PA48K1X	380 ¹⁾ PX38K1X		600 A	PPA60B1	480 A	PPA48B1	380 A ¹⁾ PPA38B1		600	PHA60B1	480	PHA48B1
Silverado	97→	560 PA56K1X	560 PA56K1X			560 A	PPA56B1	560 A	PPA56B1			560	PHA56B1	560	PHA56B1
Spark I	05–10	560 PA56K1X	350 PX35K1X			560 A	PPA56B1	350 A	PPA35B1			560	PHA56B1	350	PHA35B1
Spark II	09→	560 PA56K1X	350 PX35K1X			560 A	PPA56B1	350 A	PPA35B1			560	PHA56B1	350	PHA35B1
Tahoe	99–06	560 PA56K1X	530 PA53K1X			560 A	PPA56B1	530 A	PPA53B1			560	PHA56B1	530	PHA53B1
	06–08	560 PA56K1X	560 PA56K1X			560 A	PPA56B1	560 A	PPA56B1			560	PHA56B1	560	PHA56B1
TrailBlazer	01–09	560 PA56K1X	530 PA53K1X			560 A	PPA56B1	530 A	PPA53B1			560	PHA56B1	530	PHA53B1
Trans Sport	96–05	600 PA60K1X	600 PA60K1X			600 A	PPA60B1	600 A	PPA60B1			600	PHA60B1	600	PHA60B1
Trax	13→					650 D	PPA465B1	350 D	PPA435B1						
Volt	11→					650 D	PPA465B1	650 D	PPA465B1						

CHRYSLER

300C	04–10	560 PA56K1X	560 PA56K1X			560 A	PPA56B1	560 A	PPA56B1			560	PHA56B1	560	PHA56B1
300M	99–04	600 PA60K1X	560 PA56K1X			600 A	PPA60B1	560 A	PPA56B1			600	PHA60B1	560	PHA56B1
Crossfire	03–08	510 PA51K1X	560 PA56K1X			510 A	PPA51B1	560 A	PPA56B1			510	PHA51B1	560	PHA56B1
Delta	11→					600 D	PPA460B1	430 D	PPA443B1						

1) – do ramienia metalowego / for metal arm only
 2) – A X wykonanie specjalne – odwrócony spoiler / special version – inverted spoiler
 3) – Y wykonanie specjalne – pióro asymetryczne / special version – asymmetric wiper
 4) – X odwrótny montaż adaptora / reverse assembly of adaptor

5) – pióro + ramię metalowe – na tylną szybę / wiper blade + metal arm – for rear windshield
 6) – pióro + spryskiwacz montowany na pręty ramienia / wiper blade + sprinker assembled on arm bar
 7) – wykonanie specjalne – do pręta ramienia 12x4 / special version – for arm bar 12x4 arm



SAMOCZODY OSOBOWE / PASSENGER CARS



PIÓRA STANDARD / STANDARD WIPER BLADES



PIÓRA PŁASKIE – TYPU A, B, C, D, D1, E / FLAT WIPER BLADES – TYPE A, B, C, D, D1, E



PIÓRA HYBRYDOWE / HYBRID WIPER BLADES



Neon	96–98	530 PA53K1X	450 PA45K1X		530 A PPA53B1	450 A PPA45B1		530 PHA53B1	450 PHA45B1
	99–05	560 PA56K1X	480 PA48K1X		560 A PPA56B1	480 A PPA48B1		560 PHA56B1	480 PHA48B1
Pacifika	03–08	560 PA56K1X	560 PA56K1X		560 A PPA56B1	560 A PPA56B1		560 PHA56B1	560 PHA56B1
PT Cruiser	00–10	510 PA51K1X	530 PA53K1X		510 A PPA51B1	530 A PPA53B1		510 PHA51B1	530 PHA53B1
Sebring	00–06	560 PA56K1X	560 PA56K1X		560 A PPA56B1	560 A PPA56B1		560 PHA56B1	560 PHA56B1
	07–10	600 PA60K1X	560 PA56K1X		600 A PPA60B1	560 A PPA56B1		600 PHA60B1	560 PHA56B1
Stratus	97–01	560 PA56K1X	560 PA56K1X		560 A PPA56B1	560 A PPA56B1		560 PHA56B1	560 PHA56B1
Town&Country	00–07	700 PA70K1X	700 PA70K1X		700 A PPA70B1	700 A PPA70B1		700 PHA70B1	700 PHA70B1
	08–16	650 PA65K1X	510 PA51K1X	kpl ⁵⁾ W035F1X	650 A PPA65B1	510 A PPA51B1		650 PHA65B1	510 PHA51B1
Vision	92–99	600 PA60K1X	600 PA60K1X		600 A PPA60B1	600 A PPA60B1		600 PHA60B1	600 PHA60B1
Voyager III	95–00	700 PA70K1X	650 PA65K1X		700 A PPA70B1	650 A X ²⁾ PPA65BX		700 PHA70B1	650 PHA65B1
Voyager IV	01–08	700 PA70K1X	650 PA65K1X	410 ¹⁾ PA41K1X	700 A PPA70B1	650 A X ²⁾ PPA65BX	410 A ¹⁾ PPA41B1	700 PHA70B1	650 PHA65B1
Voyager V	08→	650 PA65K1X	510 PA51K1X		650 A PPA65B1	510 A PPA51B1		650 PHA65B1	510 PHA51B1
Ypsilon	11→				530 D PPA53B1	350 D PP435B1			

CITROËN

AX	86–98	560 PA56K1X		410 ¹⁾ PA41K1X	560 A X ²⁾ PPA56BX	410 A ¹⁾ PPA41B1	560 PHA56B1		
Berlingo	96–02	560 PA56K1X	560 PA56K1X	350 ¹⁾ PX35K1X	560 A PPA56B1	560 A PPA56B1	350 A ¹⁾ PPA35B1	560 PHA56B1	560 PHA56B1
	02–08	560 PA56K1X	560 PA56K1X	350 ¹⁾ PX35K1X	560 A PPA56B1	560 A PPA56B1	350 A ¹⁾ PPA35B1	560 PHA56B1	560 PHA56B1
	08→				650 D PP465B1	410 D PP441B1			
BX	82–94	510 PA51K1X		510 ¹⁾ PA51K1X	510 A PPA51B1	510 A ¹⁾ PPA51B1	510 PHA51B1		
C-Crosser	07–13	600 PA60K1X	530 PA53K1X		600 A PPA60B1	530 A PPA53B1	600 PHA60B1	530 PHA53B1	
C-Elysee	12→				600 E PP460B1	410 E PP441B1			
C-Zero	11→	700 PA70K1X			700 A PPA70B1		700 PHA70B1		
C1	05–13				650 A PPA65B1				
	14→				650 C PP465B1				
C15	84→	480 PA48K1X			480 A PPA48B1		480 PHA48B1		
C2	04–09	600 PA60K1X	450 PA45K1X		600 A PPA60B1	450 A PPA45B1	600 PHA60B1	450 PHA45B1	
C3	02–09	600 PA60K1X	450 PA45K1X	kpl ⁵⁾ W025F1X	600 A PPA60B1	450 A PPA45B1	600 PHA60B1	450 PHA45B1	
	09→				650 E PP465B1	410 E PP441B1			
C3 Picasso	09–10				600 D PP460B1	410 D PP441B1			
	10→				600 E PP460B1	410 E PP441B1			
C3 Pluriel	03–12	530 PA53K1X	450 PA45K1X		530 A PPA53B1	450 A PPA45B1	530 PHA53B1	450 PHA45B1	
C4	04–10				700 C PP470B1	580 C X ⁴⁾ PP458B1			
	10→				700 D PP470B1	650 D X ⁴⁾ PP465B1			
C4 Aircross	12→	600 PA60K1X	530 PA53K1X		600 A PPA60B1	530 A PPA53B1	600 PHA60B1	530 PHA53B1	
C5	01–03	650 PA65K1X	450 PA45K1X		650 A PPA65B1	450 A PPA45B1	650 PHA65B1	450 PHA45B1	
	03–05				650 B PP465B1	480 B Y ³⁾ PP448BY			
	05–08				650 B PP465B1	480 B Y ³⁾ PP448BY			
	08→				700 C PP470B1	560 C X ⁴⁾ PP456B1			
C6	05→				700 B PP470B1	700 B PP470B1	700 PHA70B1	700 PHA70B1	
C8 [+spryskiwacz 9x4]	02–05	650 ⁶⁾ P165F1S	650 ⁶⁾ P165F1S						
	05–14	650 PA65K1X	650 PA65K1X		650 A PPA65B1	650 A PPA65B1	650 PHA65B1	650 PHA65B1	
CX	82–93	600 PA60K1X		410 ¹⁾ PA41K1X	600 A PPA60B1	410 A ¹⁾ PPA41B1	600 PHA60B1		
DS3	10–15				600 E PP460B1	410 E PP441B1			
Evasion	94–98	650 PA65K1X	510 PA51K1X		650 A PPA65B1	510 A PPA51B1	650 PHA65B1	510 PHA51B1	
	98–02	650 PA65K1X	510 PA51K1X		650 A PPA65B1	510 A PPA51B1	650 PHA65B1	510 PHA51B1	
Jumper	94–06	560 PA56K1X	560 PA56K1X		560 A PPA56B1	560 A PPA56B1	560 PHA56B1	560 PHA56B1	
	06→				650 D PP465B1	560 D PP456B1			
Jumpy	96–06	650 PA65K1X	510 PA51K1X		650 A PPA65B1	510 A PPA51B1	650 PHA65B1	510 PHA51B1	
	07→	650 PA65K1X	480 PA48K1X		650 A PPA65B1	480 A PPA48B1	650 PHA65B1	480 PHA48B1	
Nemo	08→				650 E PP465B1	480 E PP448B1			
Saxo	96–04	510 PA51K1X	450 PA45K1X	410 ¹⁾ PA41K1X	510 A PPA51B1	450 A PPA45B1	410 A ¹⁾ PPA41B1	510 PHA51B1	450 PHA45B1
Xantia	92–01	600 PA60K1X	510 PA51K1X		600 A PPA60B1	510 A PPA51B1	600 PHA60B1	510 PHA51B1	
XM	89–94	560 PA56K1X	560 PA56K1X	450 ¹⁾ PA45K1X	560 A PPA56B1	560 A PPA56B1	450 A ¹⁾ PPA45B1	560 PHA56B1	560 PHA56B1
	94–01	560 PA56K1X	510 PA51K1X	410 ¹⁾ PA41K1X	560 A PPA56B1	510 A PPA51B1	410 A ¹⁾ PPA41B1	560 PHA56B1	510 PHA51B1
Xsara	97–05	560 PA56K1X	510 PA51K1X	450 ¹⁾ PA45K1X	560 A PPA56B1	510 A PPA51B1	450 A ¹⁾ PPA45B1	560 PHA56B1	510 PHA51B1

1) – do ramienia metalowego / for metal arm only

2) – A X wykonanie specjalne – odwrócony spoiler / special version – inverted spoiler

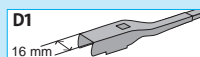
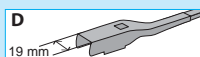
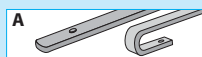
3) – Y wykonanie specjalne – pióro asymetryczne / special version – asymmetric wiper

4) – X odwrotny montaż adaptora / reverse assembly of adaptor

5) – pióro + ramię metalowe – na tylną szybę / wiper blade + metal arm – for rear windshield

6) – pióro + spryskiwacz montowany na pręt ramienia / wiper blade + sprinkler assembled on arm bar

7) – wykonanie specjalne – do pręta ramienia 12x4 / special version – for arm bar 12x4 arm



SAMOCHOODY OSOBOWE / PASSENGER CARS

Model	Lata	PIÓRA STANDARD / STANDARD WIPER BLADES			PIÓRA PŁASKIE - TYPY A, B, C, D, D1, E / FLAT WIPER BLADES - TYPE A, B, C, D, D1, E			PIÓRA HYBRYDOWE / HYBRID WIPER BLADES		
		Nr katalogowy / No.	Nr katalogowy / No.	Nr katalogowy / No.	Nr katalogowy / No.	Nr katalogowy / No.	Nr katalogowy / No.	Nr katalogowy / No.	Nr katalogowy / No.	Nr katalogowy / No.
Xsara Break	97-10	560 PA56K1X	510 PA51K1X	kpl ⁵⁾ W020F1X	560 A PPA56B1	510 A PPA51B1		560 PHA56B1	510 PHA51B1	
Xsara Picasso	99-05	650 PA65K1X	650 PA65K1X		650 A PPA65B1	650 A X ²⁾ PPA65BX		650 PHA65B1	650 PHA65B1	
	05-10				650 B PPA65B1	650 B PPA65B1		650 PHA65B1	650 PHA65B1	
ZX	91-99	560 PA56K1X		450 ¹⁾ PA45K1X	560 A PPA56B1		450 A ¹⁾ PPA45B1	560 PHA56B1		

DACIA

Dokker	12-15	560 PA56K1X	410 PA41K1X		560 A PPA56B1	410 A PPA41B1		560 PHA56B1	410 PHA41B1	
Duster	10-12	510 PA51K1X	510 PA51K1X		510 A PPA51B1	510 A PPA51B1		510 PHA51B1	510 PHA51B1	
	12-14	510 PA51K1X	510 PA51K1X		510 A PPA51B1	510 A PPA51B1		510 PHA51B1	510 PHA51B1	
	15-→	600 PA60K1X	450 PA45K1X		600 A PPA60B1	450 A PPA45B1		600 PHA60B1	450 PHA45B1	
Lodgy	12-15	560 PA56K1X	410 PA41K1X		560 A PPA56B1	410 A PPA41B1		560 PHA56B1	410 PHA41B1	
Logan I	04-12	510 PA51K1X	510 PA51K1X		510 A PPA51B1	510 A PPA51B1		510 PHA51B1	510 PHA51B1	
Logan II	12-15	560 PA56K1X	510 PA51K1X		560 A PPA56B1	510 A PPA51B1		560 PHA56B1	510 PHA51B1	
	15-→				560 E PP456B1	480 E PP448B1				
Logan MCV I	07-13	510 PA51K1X	510 PA51K1X		510 A PPA51B1	510 A PPA51B1		510 PHA51B1	510 PHA51B1	
Logan MCV II	13-15	560 PA56K1X	510 PA51K1X		560 A PPA56B1	510 A PPA51B1		560 PHA56B1	510 PHA51B1	
	15-→				560 E PP456B1	480 E PP448B1				
Sandero I	08-12	510 PA51K1X	510 PA51K1X		510 A PPA51B1	510 A PPA51B1		510 PHA51B1	510 PHA51B1	
Sandero II	12-15	560 PA56K1X	510 PA51K1X		560 A PPA56B1	510 A PPA51B1		560 PHA56B1	510 PHA51B1	
	15-→				560 E PP456B1	480 E PP448B1				
Solenza	03-05	450 PA45K1X	450 PA45K1X		450 A PPA45B1	450 A PPA45B1		450 PHA45B1	450 PHA45B1	

DAEWOO

Damas	00-→	380 PX38K1X	350 PX35K1X		380 A PPA38B1	350 A PPA35B1		380 PHA38B1	350 PHA35B1	
Espero	94-98	480 PA48K1X	480 PA48K1X		480 A PPA48B1	480 A PPA48B1		480 PHA48B1	480 PHA48B1	
Kalos	02-05	560 PA56K1X	410 PA41K1X	380 ¹⁾ PX38K1X	560 A PPA56B1	410 A PPA41B1	380 A ¹⁾ PPA38B1	560 PHA56B1	410 PHA41B1	
Korando	99-02	450 PA45K1X	450 PA45K1X	280 ¹⁾ PX28K1X	450 A PPA45B1	450 A PPA45B1		450 PHA45B1	450 PHA45B1	
Lacetti	04-05	560 PA56K1X	480 PA48K1X	450 ¹⁾ PA45K1X	560 A PPA56B1	480 A PPA48B1	450 A ¹⁾ PPA45B1	560 PHA56B1	480 PHA48B1	
Lanos	97-→	480 PA48K1X	480 PA48K1X	480 ¹⁾ PA48K1X	480 A PPA48B1	480 A PPA48B1	480 A ¹⁾ PPA48B1	480 PHA48B1	480 PHA48B1	
Leganza	97-04	560 PA56K1X	480 PA48K1X		560 A PPA56B1	480 A PPA48B1		560 PHA56B1	480 PHA48B1	
Lublin 3	98-→	560 PA56K1X	560 PA56K1X		560 A PPA56B1	560 A PPA56B1		560 PHA56B1	560 PHA56B1	
Lublin II		510 PA51K1X	510 PA51K1X		510 A PPA51B1	510 A PPA51B1		510 PHA51B1	510 PHA51B1	
Matiz	98-→	530 PA53K1X	410 PA41K1X	350 ¹⁾ PX35K1X	530 A PPA53B1	410 A PPA41B1	350 A ¹⁾ PPA35B1	530 PHA53B1	410 PHA41B1	
Musso	99-02	510 PA51K1X	450 PA45K1X	280 ¹⁾ PX28K1X	510 A PPA51B1	450 A PPA45B1		510 PHA51B1	450 PHA45B1	
Nexia	94-97	450 PA45K1X	450 PA45K1X	450 ¹⁾ PA45K1X	450 A PPA45B1	450 A PPA45B1	450 A ¹⁾ PPA45B1	450 PHA45B1	450 PHA45B1	
Nubira	97-03	510 PA51K1X	510 PA51K1X	380 ¹⁾ PX38K1X	510 A PPA51B1	510 A PPA51B1	380 A ¹⁾ PPA38B1	510 PHA51B1	510 PHA51B1	
Polonez	78-94	410 PA41K1X	410 PA41K1X	410 ¹⁾ PA41K1X	410 A PPA41B1	410 A PPA41B1	410 A ¹⁾ PPA41B1	410 PHA41	410 PHA41B1	
Polonez Caro	94-02	510 PA51K1X	510 PA51K1X	510 ¹⁾ PA51K1X	510 A PPA51B1	510 A PPA51B1	510 A ¹⁾ PPA51B1	510 PHA51B1	510 PHA51B1	
Rezzo	00-05	600 PA60K1X	480 PA48K1X	380 ¹⁾ PX38K1X	600 A PPA60B1	480 A PPA48B1	380 A ¹⁾ PPA38B1	600 PHA60B1	480 PHA48B1	
Tacuma	00-04	600 PA60K1X	480 PA48K1X	380 ¹⁾ PX38K1X	600 A PPA60B1	480 A PPA48B1	380 A ¹⁾ PPA38B1	600 PHA60B1	480 PHA48B1	
Tico	91-03	450 PA45K1X	410 PA41K1X	330 ¹⁾ PX33K1X	450 A PPA45B1	410 A PPA41B1	330 A ¹⁾ PPA33B1	450 PHA45B1	410 PHA41B1	

DAIHATSU

Applause	89-02	450 PA45K1X	450 PA45K1X	380 ¹⁾ PX38K1X	450 A PPA45B1	450 A PPA45B1	380 A ¹⁾ PPA38B1	450 PHA45B1	450 PHA45B1	
Charade	83-87	450 PA45K1X	450 PA45K1X		450 A PPA45B1	450 A PPA45B1		450 PHA45B1	450 PHA45B1	
	87-90	450 PA45K1X	450 PA45K1X	350 ¹⁾ PX35K1X	450 A PPA45B1	450 A PPA45B1	350 A ¹⁾ PPA35B1	450 PHA45B1	450 PHA45B1	
	93-00	480 PA48K1X	450 PA45K1X	350 ¹⁾ PX35K1X	480 A PPA48B1	450 A PPA45B1	350 A ¹⁾ PPA35B1	480 PHA48B1	450 PHA45B1	
	03-07	530 PA53K1X	280 PX28K1X		530 A PPA53B1	280 A PPA28B1				
	11-→	600 PA60K1X	350 PX35K1X		600 A PPA60B1	350 A PPA35B1		600 PHA60B1	350 PHA35B1	
Coo	06-→	510 PA51K1X	480 PA48K1X		510 A PPA51B1	480 A PPA48B1		510 PHA51B1	480 PHA48B1	
Copen	03-→	450 PA45K1X	410 PA41K1X		450 A PPA45B1	410 A PPA41B1		450 PHA45B1	410 PHA41B1	
Cuore	97-03	450 PA45K1X	410 PA41K1X	330 ¹⁾ PX33K1X	450 A PPA45B1	410 A PPA41B1	330 A ¹⁾ PPA33B1	450 PHA45B1	410 PHA41B1	
	03-07	530 PA53K1X	280 PA28K1X	280 ¹⁾ PX28K1X	530 A PPA53B1	280 A PPA28B1				
	07-→	560 PA56K1X	280 PX28K1X		560 A PPA56B1	280 A PPA28B1				
Feroza	88-99	430 PA43K1X	430 PA43K1X	350 ¹⁾ PX35K1X	430 A PPA43B1	430 A PPA43B1	350 A ¹⁾ PPA35B1	430 PHA43B1	430 PHA43B1	
Grand Move	96-04	510 PA51K1X	480 PA48K1X		510 A PPA51B1	480 A PPA48B1		510 PHA51B1	480 PHA48B1	
Materia	06-→	510 PA51K1X	480 PA48K1X		510 A PPA51B1	480 A PPA48B1		510 PHA51B1	480 PHA48B1	

1) - do ramienia metalowego / for metal arm only

2) - A X wykonanie specjalne - odwrócony spoiler / special version - inverted spoiler

3) - Y wykonanie specjalne - pióro asymetryczne / special version - asymmetric wiper

4) - X odwrotny montaż adaptora / reverse assembly of adaptor

5) - pióro + ramię metalowe - na tylną szybę / wiper blade + metal arm - for rear windshield

6) - pióro + spryskiwacz montowany na pręt ramienia / wiper blade + sprinker assembled on arm bar

7) - wykonanie specjalne - do pręta ramienia 12x4 / special version - for arm bar 12x4 arm



SAMOCHOODY OSOBOWE / PASSENGER CARS

Model	Rok	PIÓRA STANDARD / STANDARD WIPER BLADES			PIÓRA PŁASKIE – TYPU A, B, C, D, D1, E / FLAT WIPER BLADES – TYPE A, B, C, D, D1, E			PIÓRA HYBRYDOWE / HYBRID WIPER BLADES		
		Nr katalogowy No.	Nr katalogowy No.	Nr katalogowy No.	Nr katalogowy No.	Nr katalogowy No.	Nr katalogowy No.	Nr katalogowy No.	Nr katalogowy No.	
Move	95–98	410 PA41K1X	380 PX38K1X		410 A PPA41B1	380 A PPA38B1		410 PHA41B1	380 PHA38B1	
	99–04	480 PA48K1X	410 PA41K1X	330 ¹⁾ PX33K1X	480 A PPA48B1	410 A PPA41B1	330 A ¹⁾ PPA33B1	480 PHA48B1	410 PHA41B1	
Rocky	98–02	410 PA41K1X	410 PA41K1X		410 A PPA41B1	410 A PPA41B1		410 PHA41B1	410 PHA41B1	
Sirion I	98–04	480 PA48K1X	450 PA45K1X	330 ¹⁾ PX33K1X	480 A PPA48B1	450 A PPA45B1	330 A ¹⁾ PPA33B1	480 PHA48B1	450 PHA45B1	
Sirion II	04→	510 PA51K1X	410 PA41K1X		510 A PPA51B1	410 A PPA41B1		510 PHA51B1	410 PHA41B1	
Terios	97–06	510 PA51K1X	350 PX35K1X	330 ¹⁾ PX33K1X	510 A PPA51B1	350 A PPA35B1	330 A ¹⁾ PPA33B1	510 PHA51B1	350 PHA35B1	
	06→	530 PA53K1X	450 PA45K1X		530 A PPA53B1	450 A PPA45B1		530 PHA53B1	450 PHA45B1	
Trevis	06→	510 PA51K1X	410 PA41K1X		510 A PPA51B1	410 A PPA41B1		510 PHA51B1	410 PHA41B1	
YRV	01→	530 PA53K1X	350 PX35K1X		530 A PPA53B1	350 A PPA35B1		530 PHA53B1	350 PHA35B1	

DATSUN

mi-Do	14→	600 PA60K1X	410 PA41K1X		600 A PPA60B1	410 A PPA41B1		600 PHA60B1	410 PHA41B1
on-Do	14→	600 PA60K1X	410 PA41K1X		600 A PPA60B1	410 A PPA41B1		600 PHA60B1	410 PHA41B1

DODGE

Avenger	07–14	600 PA60K1X	560 PA56K1X		600 A PPA60B1	560 A PPA56B1		600 PHA60B1	560 PHA56B1
Caliber	06–11	600 PA60K1X	410 PA41K1X		600 A PPA60B1	410 A PPA41B1		600 PHA60B1	410 PHA41B1
Caravan III, IV	96–07	700 PA70K1X	650 PA65K1X		700 A PPA70B1	650 A X ²⁾ PPA65BX		700 PHA70B1	650 PHA65B1
Caravan V	07→	650 PA65K1X	510 PA51K1X		650 A PPA65B1	510 A PPA51B1		650 PHA65B1	510 PHA51B1
Challenger	07→	560 PA56K1X	560 PA56K1X		560 A PPA56B1	560 A PPA56B1		560 PHA56B1	560 PHA56B1
Charger	05–10	560 PA56K1X	560 PA56K1X		560 A PPA56B1	560 A PPA56B1		560 PHA56B1	560 PHA56B1
Durango	03–10	650 PA65K1X	530 PA53K1X		650 A PPA65B1	530 A PPA53B1		650 PHA65B1	530 PHA53B1
	10→	560 PA56K1X	510 PA51K1X		560 A PPA56B1	510 A PPA51B1		560 PHA56B1	510 PHA51B1
Grand Caravan	07–09	650 PA65K1X	510 PA51K1X		650 A PPA65B1	510 A PPA51B1		650 PHA65B1	510 PHA51B1
	09→	650 PA65K1X	510 PA51K1X		650 A PPA65B1	510 A PPA51B1		650 PHA65B1	510 PHA51B1
Interpid	92–04	600 PA60K1X	560 PA56K1X		600 A PPA60B1	560 A PPA56B1		600 PHA60B1	560 PHA56B1
Journey	08→	600 PA60K1X	450 PA45K1X		600 A PPA60B1	450 A PPA45B1		600 PHA60B1	450 PHA45B1
Neon II	99–05	560 PA56K1X	480 PA48K1X		560 A PPA56B1	480 A PPA48B1		560 PHA56B1	480 PHA48B1
Nitro	07–11	480 PA48K1X	480 PA48K1X		480 A PPA48B1	480 A PPA48B1		480 PHA48B1	480 PHA48B1
Ram	91–01	510 PA51K1X	510 PA51K1X		510 A PPA51B1	510 A PPA51B1		510 PHA51B1	510 PHA51B1
	01–09	600 PA60K1X	600 PA60K1X		600 A PPA60B1	600 A PPA60B1		600 PHA60B1	600 PHA60
	10→	560 PA56K1X	560 PA56K1X		560 A PPA56B1	560 A PPA56B1		560 PHA56B1	560 PHA56B1

FIAT

124 Spider	16→	450 PA45K1X	480 PA48K1X		450 A PPA45B1	480 A PPA48B1		450 PHA45B1	480 PHA48B1
126	73–00	330 PX33K1X	330 PX33K1X		330 A PPA33B1	330 A PPA33B1			
500	07→			kpl ⁵⁾ W026F1X	600 D PP460B1	350 D PP435B1			
500 C	09→				600 D PP460B1	350 D PP435B1			
500 EV	12→	600 PA60K1X	350 PX35K1X		600 A PPA60B1	350 A PPA35B1		600 PHA60B1	350 PHA35B1
500 L	12→				650 D PP465B1	350 D PP435B1			
500 X	14→				650 D PP465B1	350 D PP435B1			
Albea	02–12	580 PA58K1X	450 PA45K1X		580 A PPA58B1	450 A PPA45B1		580 PHA58B1	450 PHA45B1
Barchetta	95–05	480 PA48K1X	480 PA48K1X		480 A PPA48B1	480 A PPA48B1		480 PHA48B1	480 PHA48B1
Brava	95–03	580 PA58K1X	480 PA48K1X	kpl ⁵⁾ W006F1X	580 A PPA58B1	480 A PPA48B1		580 PHA58B1	480 PHA48B1
Bravo	95–03	580 PA58K1X	480 PA48K1X	kpl ⁵⁾ W002F1X	580 A PPA58B1	480 A PPA48B1		580 PHA58B1	480 PHA48B1
	07–15				600 D PP460B1	450 D PP445B1			
Cinquecento	91–98	480 PA48K1X	480 PA48K1X	kpl ⁵⁾ W003F1X	480 A PPA48B1	480 A PPA48B1		480 PHA48B1	480 PHA48B1
Coupe	93–00	530 PA53K1X	480 PA48K1X		530 A PPA53B1	480 A PPA48B1		530 PHA53B1	480 PHA48B1
Croma	85–96	510 PA51K1X	510 PA51K1X		510 A PPA51B1	510 A PPA51B1		510 PHA51B1	510 PHA51B1
Croma 2	05–11				600 B PP460B1	430 B PP443B1		600 PHA60B1	430 PHA43B1
Doblo I	00–05	560 PA56K1X	450 PA45K1X	kpl ⁵⁾ W016F1X	560 A PPA56B1	450 A PPA45B1		560 PHA56B1	450 PHA45B1
	05–10	560 PA56K1X	450 PA45K1X	kpl ⁵⁾ W016F1X	560 A PPA56B1	450 A PPA45B1		560 PHA56B1	450 PHA45B1
Doblo II	10→				600 D PP460B1	410 D PP441B1			
Ducato	81–94	510 PA51K1X	510 PA51K1X		510 A PPA51B1	510 A PPA51B1		510 PHA51B1	510 PHA51B1
	94–06	560 PA56K1X	560 PA56K1X		560 A PPA56B1	560 A PPA56B1		560 PHA56B1	560 PHA56B1
	06→				650 D PP465B1	530 D PP453B1			

1) – do ramienia metalowego / for metal arm only

2) – A X wykonanie specjalne – odwrócony spoiler / special version – inverted spoiler

3) – Y wykonanie specjalne – pióro asymetryczne / special version – asymmetric wiper

4) – X odwrotny montaż adaptora / reverse assembly of adaptor

5) – pióro + ramię metalowe – na tylną szybę / wiper blade + metal arm – for rear windshield

6) – pióro + spryskiwacz montowany na pręt ramienia / wiper blade + sprinkler assembled on arm bar

7) – wykonanie specjalne – do pręta ramienia 12x4 / special version – for arm bar 12x4 arm



SAMOCZODY OSOBOWE / PASSENGER CARS

		PIÓRA STANDARD / STANDARD WIPER BLADES			PIÓRA PŁASKIE – TYPU A, B, C, D, D1, E / FLAT WIPER BLADES – TYPE A, B, C, D, D1, E			PIÓRA HYBRYDOWE / HYBRID WIPER BLADES		
		Nr katalogowy No.	Nr katalogowy No.	Nr katalogowy No.	Nr katalogowy No.	Nr katalogowy No.	Nr katalogowy No.	Nr katalogowy No.	Nr katalogowy No.	
Fiorino	80–07	380 PX38K1X	380 PX38K1X		380 A PPA38B1	380 A PPA38B1		380 PHA38B1	380 PHA38B1	
	08→				650 E PP465B1	480 E PP448B1				
Freemont	11→	600 PA60K1X	480 PA48K1X		600 A PPA60B1	480 A PPA48B1		600 PHA60B1	480 PHA48B1	
Grande Punto 3	05–12				650 C PP465B1	380 C PP438B1				
Idea	03–05	580 PA58K1X	410 PA41K1X		580 A PPA58B1	410 A PPA41B1		580 PHA58B1	410 PHA41B1	
	06–08	560 PA56K1X	380 PA38K1X		560 A PPA56B1	380 A PPA38B1		560 PHA56B1	380 PHA38B1	
	08–12				560 D PP456B1	380 D PP438B1				
Linea	07→				650 C PP465B1	380 C PP438B1				
Marea	96–03	580 PA58K1X	480 PA48K1X	kpl ⁵⁾ W004F1X	580 A PPA58B1	480 A PPA48B1		580 PHA58B1	480 PHA48B1	
Multipla	99–05	600 PA60K1X	560 PA56K1X		600 A PPA60B1	560 A PPA56B1		600 PHA60B1	560 PHA56B1	
	06–10				600 C PP460B1	530 C PP453B1				
Palio	98–12	580 PA58K1X	450 PA45K1X		580 A PPA58B1	450 A PPA45B1		580 PHA58B1	450 PHA45B1	
Panda	80–03	410 PA41K1X		330 ¹⁾ PX33K1X	410 A PPA41B1					
	03–12	580 PA58K1X	410 PA41K1X	kpl ⁵⁾ W009F1X	580 A PPA58B1	410 A PPA41B1		580 PHA58B1	410 PHA41B1	
	12→				600 D PP460B1	380 D PP438B1				
Punto	93–99	580 PA58K1X	410 PA41K1X	330 ¹⁾ PX33K1X	580 A PPA58B1	410 A PPA41B1		580 PHA58B1	410 PHA41B1	
Punto Evo	09–12				650 C PP465B1	380 C PP438B1				
Punto II	99–03	560 PA56K1X	450 PA45K1X	kpl ⁵⁾ W005F1X	560 A PPA56B1	450 A PPA45B1		560 PHA56B1	450 PHA45B1	
Punto II FL	03–10	530 PA53K1X	450 PA45K1X		530 A PPA53B1	450 A PPA45B1		530 PHA53B1	450 PHA45B1	
Punto III	12→				650 C PP465B1	380 C PP438B1				
Qubo	08→				650 E PP465B1	480 E PP448B1				
Regata	83–90	410 PA41K1X	410 PA41K1X		410 A PPA41B1	410 A PPA41B1		410 PHA41B1	410 PHA41B1	
Scudo	95–98	650 PA65K1X	510 PA51K1X		650 A PPA65B1	510 A PPA51B1		650 PHA65B1	510 PHA51B1	
	98–06	650 PA65K1X	510 PA51K1X		650 A PPA65B1	510 A PPA51B1		650 PHA65B1	510 PHA51B1	
	07→	700 PA70K1X	510 PA51K1X		700 A PPA70B1	510 A PPA51B1		700 PHA70B1	510 PHA51B1	
Sedici	06–14	650 PA65K1X	350 PX35K1X		650 A PPA65B1	350 A PPA35B1		650 PHA65B1	350 PHA35B1	
Seicento	98–10	480 PA48K1X	480 PA48K1X	kpl ⁵⁾ W002F1X	480 A PPA48B1	480 A PPA48B1		480 PHA48	480 PHA48B1	
Siena	97–02	580 PA58K1X	450 PA45K1X	330 ¹⁾ PX33K1X	580 A PPA58B1	450 A PPA45B1		580 PHA58B1	450 PHA45B1	
Stilo	01–06	560 PA56K1X	450 PA45K1X		560 A PPA56B1	450 A PPA45B1		560 PHA56B1	450 PHA45B1	
Stilo / Multi Wagon	05–08				560 C PP456B1	480 C PP448B1				
Talento	16→				650 D PP465B1	480 D PP448B1				
Tipo	83–95	480 PA48K1X	480 PA48K1X		480 A PPA48B1	480 A PPA48B1		480 PHA48B1	480 PHA48B1	
	15→				650 D PP465B1	410 D PP441B1				
Ulysse	94–01	650 PA65K1X	510 PA51K1X		650 A PPA65B1	510 A PPA51B1		650 PHA65B1	510 PHA51B1	
	05–10	650 PA65K1X	650 PA65K1X		650 A PPA65B1	650 A X ²⁾ PPA65BX		650 PHA65B1	650 PHA65B1	
Uno	83–00	480 PU48K1X		kpl ⁵⁾ W001F1X						

FORD

B-Max	12→				700 C PP470B1	650 C X ⁴⁾ PP465B1			
C-Max	03–07				650 B PP465B1	480 B PP448B1		650 PHA65B1	480 PHA48B1
C-Max I	07–10				650 B PP465B1	480 B PP448B1		650 PHA65B1	480 PHA48B1
C-Max II	10–15				700 C PP470B1	650 C X ⁴⁾ PP465B1			
	15→				700 C PP470B1	600 C X ⁴⁾ PP460B1			
Cougar	98–00	560 PA56K1X	510 PA51K1X		560 A PPA56B1	510 A PPA51B1		560 PHA56B1	510 PHA51B1
Edge	16→				700 C PP470B1	700 C X ⁴⁾ PP470B1			
Escort	80–90	450 PA45K1X	450 PA45K1X	450 ¹⁾ PA45K1X	450 A PPA45B1	450 A PPA45B1	450 A ¹⁾ PPA45B1	450 PHA45B1	450 PHA45B1
	90–98	510 PA51K1X	510 PA51K1X	350 ¹⁾ PX35K1X	510 A PPA51B1	510 A PPA51B1	350 A ¹⁾ PPA35B1	510 PHA51B1	510 PHA51B1
Explorer	97–01	450 PA45K1X	450 PA45K1X	330 ¹⁾ PX33K1X	450 A PPA45B1	450 A PPA45B1	330 A ¹⁾ PPA33B1	450 PHA45B1	450 PHA45B1
	01–05	560 PA56K1X	560 PA56K1X	410 ¹⁾ PA41K1X	560 A PPA56B1	560 A PPA56B1	410 A ¹⁾ PPA41B1	560 PHA56B1	560 PHA56B1
	10→				650 C PP465B1	560 C PP456B1			
Fiesta II	83–89	410 PA41K1X	410 PA41K1X	410 ¹⁾ PA41K1X	410 A PPA41B1	410 A PPA41B1	410 A ¹⁾ PPA41B1	410 PHA41B1	410 PHA41B1
Fiesta III	89–96	480 PA48K1X	480 PA48K1X	410 ¹⁾ PA41K1X	480 A PPA48B1	480 A PPA48B1	410 A ¹⁾ PPA41B1	480 PHA48B1	480 PHA48B1
Fiesta IV	96–99	480 PA48K1X	480 PA48K1X		480 A PPA48B1	480 A PPA48B1		480 PHA48B1	480 PHA48B1
Fiesta V	99–02	480 PA48K1X	480 PA48K1X		480 A PPA48B1	480 A PPA48B1		480 PHA48B1	480 PHA48B1
Fiesta VI	02–08	560 PA56K1X	410 PA41K1X	280 ¹⁾ PX28K1X	560 A PPA56B1	410 A PPA41B1		560 PHA56B1	410 PHA41B1
Fiesta VII [08]	08–12				650 D PP465B1	380 D PP438B1			

1) – do ramienia metalowego / for metal arm only

2) – A X wykonanie specjalne – odwrócony spoiler / special version – inverted spoiler

3) – Y wykonanie specjalne – pióro asymetryczne / special version – asymmetric wiper

4) – X odwrotny montaż adaptora / reverse assembly of adaptor

5) – pióro + ramię metalowe – na tylną szybę / wiper blade + metal arm – for rear windshield

6) – pióro + spryskiwacz montowany na pręt ramienia / wiper blade + sprinkler assembled on arm bar

7) – wykonanie specjalne – do pręta ramienia 12x4 / special version – for arm bar 12x4 arm



SAMOCOHODY OSOBOWE / PASSENGER CARS

[13]		PIÓRA STANDARD / STANDARD WIPER BLADES			PIÓRA PŁASKIE – TYPU A, B, C, D, D1, E / FLAT WIPER BLADES – TYPE A, B, C, D, D1, E			PIÓRA HYBRYDOWE / HYBRID WIPER BLADES		
		Nr katalogowy No.	Nr katalogowy No.	Nr katalogowy No.	Nr katalogowy No.	Nr katalogowy No.	Nr katalogowy No.	Nr katalogowy No.	Nr katalogowy No.	Nr katalogowy No.
Figo	10→	560 PA56K1X	410 PA41K1X		650 D PPA65B1	410 D PPA41B1		560 PHA56B1	410 PHA41B1	
Focus C-Max	03–07				650 B PPA65B1	480 B PPA48B1		650 PHA65B1	480 PHA48B1	
Focus I	98–05	560 PA56K1X	480 PA48K1X	380 ¹⁾ PX38K1X	560 A PPA56B1	480 A PPA48B1	380 A ¹⁾ PPA38B1	560 PHA56B1	480 PHA48B1	
Focus II Wagon	98–05	560 PA56K1X	480 PA48K1X	kpl ⁵⁾ W010F1X	560 A PPA56B1	480 A PPA48B1		560 PHA56B1	480 PHA48B1	
Focus II hatchback	04–06			kpl ⁵⁾ W015F1X	650 B PPA65B1	430 B PPA43B1		650 PHA65B1	430 PHA43B1	
	06–11			kpl ⁵⁾ W015F1X	650 B PPA65B1	430 B PPA43B1		650 PHA65B1	430 PHA43B1	
Focus II sedan/combi	05–11				650 B PPA65B1	430 B PPA43B1		650 PHA65B1	430 PHA43B1	
Focus III	11→				700 D PPA70B1	700 D X ⁴⁾ PPA70B1				
Fusion	02–12	560 PA56K1X	410 PA41K1X	280 ¹⁾ PX28K1X	560 A PPA56B1	410 A PPA41B1		560 PHA56B1	410 PHA41B1	
Galaxy	95–01	700 ⁷⁾ PB70K1X	650 ⁷⁾ PB65K1X							
Galaxy II	01–06				700 B PPA70B1	700 B PPA70B1		700 PHA70B1	700 PHA70B1	
Galaxy III	06–14				700 D PPA70B1	650 D X ⁴⁾ PPA65B1				
Ka	96–08	480 PA48K1X	410 PA41K1X	410 ¹⁾ PA41K1X	480 A PPA48B1	410 A PPA41B1	410 A ¹⁾ PPA41B1	480 PHA48B1	410 PHA41B1	
Ka II	08–10	600 PA60K1X	350 PX35K1X		600 A PPA60B1	350 A PPA35B1		600 PHA60B1	350 PHA35B1	
	10→				600 D PPA60B1	350 D PPA35B1		600 PHA60B1	350 PHA35B1	
Kuga I	08–12				600 D PPA60B1	410 D PPA41B1				
Kuga II	13→				700 C PPA70B1	650 C X ⁴⁾ PPA65B1				
Maverick	93–99	530 PA53K1X	510 PA51K1X	330 ¹⁾ PX33K1X	530 A PPA53B1	510 A PPA51B1	330 A ¹⁾ PPA33B1	530 PHA53B1	510 PHA51B1	
	00–07	480 PA48K1X	480 PA48K1X		480 A PPA48B1	480 A PPA48B1		480 PHA48B1	480 PHA48B1	
Mondeo I	93–96	530 PA53K1X	510 PA51K1X	510 ¹⁾ PA51K1X	530 A PPA53B1	510 A PPA51B1	510 A ¹⁾ PPA51B1	530 PHA53B1	510 PHA51B1	
Mondeo I Wagon	93–96	530 PA53K1X	510 PA51K1X	330 ¹⁾ PX33K1X	530 A PPA53B1	510 A PPA51B1	330 A ¹⁾ PPA33B1	530 PHA53B1	510 PHA51B1	
Mondeo II	96–00	530 PA53K1X	510 PA51K1X		530 A PPA53B1	510 A PPA51B1		530 PHA53B1	510 PHA51B1	
Mondeo II Wagon	96–00	530 PA53K1X	510 PA51K1X		530 A PPA53B1	510 A PPA51B1		530 PHA53B1	510 PHA51B1	
Mondeo III	01–07	560 PA56K1X	510 PA51K1X		560 A PPA56B1	510 A PPA51B1		560 PHA56B1	510 PHA51B1	
Mondeo III Wagon	01–07	560 PA56K1X	510 PA51K1X	kpl ⁵⁾ W010F1X	560 A PPA56B1	510 A PPA51B1		560 PHA56B1	510 PHA51B1	
Mondeo IV	07–14				650 D PPA65B1	480 D PPA48B1				
Mondeo IV Wagon	07–14				650 D PPA65B1	480 D PPA48B1				
Mondeo V	14→				700 C PPA70B1	700 C X ⁴⁾ PPA70B1				
Mondeo V Wagon	14→				700 C PPA70B1	700 C X ⁴⁾ PPA70B1				
Mustang	93–05	510 PA51K1X	510 PA51K1X		510 A PPA51B1	510 A PPA51B1		510 PHA51B1	510 PHA51B1	
	04–09	560 PA56K1X	510 PA51K1X		560 A PPA56B1	510 A PPA51B1		560 PHA56B1	510 PHA51B1	
	09→				560 C PPA56B1	510 C PPA51B1				
Orion	83–90	450 PA45K1X	450 PA45K1X		450 A PPA45B1	450 A PPA45B1		450 PHA45B1	450 PHA45B1	
	90–93	510 PA51K1X	510 PA51K1X		510 A PPA51B1	510 A PPA51B1		510 PHA51B1	510 PHA51B1	
Probe	88–93	510 PA51K1X	510 PA51K1X	510 ¹⁾ PA51K1X	510 A PPA51B1	510 A PPA51B1	510 A ¹⁾ PPA51B1	510 PHA51B1	510 PHA51B1	
	93–99	510 PA51K1X	510 PA51K1X	510 ¹⁾ PA51K1X	510 A PPA51B1	510 A PPA51B1	510 A ¹⁾ PPA51B1	510 PHA51B1	510 PHA51B1	
Puma	97–02	480 PA48K1X	480 PA48K1X	480 ¹⁾ PA48K1X	480 A PPA48B1	480 A PPA48B1	480 A ¹⁾ PPA48B1	480 PHA48B1	480 PHA48B1	
Ranger	99–10	450 PA45K1X	450 PA45K1X		450 A PPA45B1	450 A PPA45B1		450 PHA45B1	450 PHA45B1	
	11–15	600 PA60K1X	410 PA41K1X		600 A PPA60B1	410 A PPA41B1		600 PHA60B1	410 PHA41B1	
	15→				600 D PPA60B1	380 D PPA38B1				
S-Max	06–14				700 D PPA70B1	650 D X ⁴⁾ PPA65B1				
Scorpio	85–98	510 PA51K1X	510 PA51K1X	510 ¹⁾ PA51K1X	510 A PPA51B1	510 A PPA51B1	510 A ¹⁾ PPA51B1	510 PHA51B1	510 PHA51B1	
Sierra	82–93	510 PA51K1X	510 PA51K1X	510 ¹⁾ PA51K1X	510 A PPA51B1	510 A PPA51B1	510 A ¹⁾ PPA51B1	510 PHA51B1	510 PHA51B1	
Sierra Combi		510 PA51K1X	510 PA51K1X	330 ¹⁾ PX33K1X	510 A PPA51B1	510 A PPA51B1	330 A ¹⁾ PPA33B1	510 PHA51B1	510 PHA51B1	
Streetka	02–05	480 PA48K1X	480 PA48K1X		480 A PPA48B1	480 A PPA48B1		480 PHA48B1	480 PHA48B1	
Tourneo Connect	02–13	560 PA56K1X	510 PA51K1X		560 A PPA56B1	510 A PPA51B1		560 PHA56B1	510 PHA51B1	
Tourneo Courier	14→				700 C PPA70B1	380 C PPA38B1				
Tourneo Custom	12→				700 D PPA70B1	700 D PPA70B1				
Transit Connect	00–13	560 PA56K1X	510 PA51K1X		560 A PPA56B1	510 A PPA51B1		560 PHA56B1	510 PHA51B1	
Transit Courier	14→				700 C PPA70B1	380 C PPA38B1				
Transit Custom	12→				700 D PPA70B1	700 D PPA70B1				
Transit III	85–94	560 PA56K1X	560 PA56K1X		560 A PPA56B1	560 A PPA56B1		560 PHA56B1	560 PHA56B1	
Transit IV	94–00	560 PA56K1X	560 PA56K1X		560 A PPA56B1	560 A PPA56B1		560 PHA56B1	560 PHA56B1	
Transit Tourneo	94–00	560 PA56K1X	530 PA53K1X		560 A PPA56B1	560 A PPA56B1		560 PHA56B1	560 PHA56B1	
	00–06	650 PA65K1X	560 PA56K1X		650 A PPA65B1	560 A PPA56B1		650 PHA65B1	560 PHA56B1	

1) – do ramienia metalowego / for metal arm only

2) – A X wykonanie specjalne – odwrócony spoiler / special version – inverted spoiler

3) – Y wykonanie specjalne – pióro asymetryczne / special version – asymmetric wiper

4) – X odwrotny montaż adaptora / reverse assembly of adaptor

5) – pióro + ramię metalowe – na tylną szybę / wiper blade + metal arm – for rear windshield

6) – pióro + spryskiwacz montowany na pręt ramienia / wiper blade + sprinkler assembled on arm bar

7) – wykonanie specjalne – do pręta ramienia 12x4 / special version – for arm bar 12x4 arm



SAMOCZODY OSOBOWE / PASSENGER CARS



		Nr katalogowy No.	Nr katalogowy No.	Nr katalogowy No.	Nr katalogowy No.	Nr katalogowy No.	Nr katalogowy No.	Nr katalogowy No.	Nr katalogowy No.

FSO

126 P	72-00	330	PX33K1X	330	PX33K1X				
Fiat 125 P	67-92	330	PX33K1X	330	PX33K1X				
Polonez Caro/ Atu/Truck	80-05	410	PA41K1X	410	PA41K1X				

GAZ

2410, 3102, 31029		410	PA41K1X	410	PA41K1X				
3110, 3307, 4301		410	PA41K1X	410	PA41K1X				
Gazel 3302		510	PA51K1X	510	PA51K1X				

HONDA

Accord IV	89-93	560	PA56K1X	480	PA48K1X	380 ¹⁾	PX38K1X												
Accord V	93-98	560	PA56K1X	510	PA51K1X														
Accord VI /Hatchback	98-03	560	PA56K1X	480	PA48K1X														
Accord VII /Tourer	03-08	650	PA65K1X	410	PA41K1X														
Accord VIII /Tourer	08-→	600	PA60K1X	560	PA56K1X														
City	06-09	600	PA60K1X	350	PX35K1X														
Civic Aerodeck	98-01	510	PA51K1X	450	PA45K1X	380 ¹⁾	PX38K1X												
Civic Hatchback IX	11-16	650	PA65K1X	450	PA45K1X														
Civic Hatchback VII	01-06	600	PA60K1X	380	PX38K1X														
Civic III	83-87	450	PA45K1X	450	PA45K1X	380 ¹⁾	PX38K1X												
Civic IV	87-91	480	PA48K1X	480	PA48K1X	450 ¹⁾	PA45K1X												
Civic Sedan IX	11-16	650	PA65K1X	560	PA56K1X														
Civic Sedan VII	01-06	530	PA53K1X	450	PA45K1X														
Civic Tourer IX	13-→	650	PA65K1X	450	PA45K1X														
Civic V /Hatchback	91-95	510	PA51K1X	450	PA45K1X	450 ¹⁾	PA45K1X												
Civic VI /Hatchback	95-01	510	PA51K1X	450	PA45K1X														
Civic VIII Sedan	06-11	650	PA65K1X	560	PA56K1X														
Concerto	89-95	450	PA45K1X	450	PA45K1X	450 ¹⁾	PA45K1X												
CR-V I	95-02	480	PA48K1X	480	PA48K1X	330 ¹⁾	PX33K1X												
CR-V II	02-06	530	PA53K1X	510	PA51K1X														
CR-V III	07-12	650	PA65K1X	430	PA43K1X														
CR-V IV	12-→	650	PA65K1X	410	PA41K1X														
CR-Z	10-14	650	PA65K1X	510	PA51K1X														
Crosstour	09-12	650	PA65K1X	480	PA48K1X														
CRX	87-92	450	PA45K1X	450	PA45K1X	450 ¹⁾	PA45K1X												
	92-99	510	PA51K1X	450	PA45K1X	450 ¹⁾	PA45K1X												
Element	02-11	510	PA51K1X	510	PA51K1X														
FR-V	04-09	650	PA65K1X	480	PA48K1X														
HR-V [GH]	98-06	510	PA51K1X	410	PA41K1X														
[RU]	15-→	650	PA65K1X	450	PA45K1X														
Insight Coupe [ZE]	00-06	510	PA51K1X	450	PA45K1X														
Insight Hatchback [ZE]	09-14	650	PA65K1X	410	PA41K1X														
Integra	98-01	510	PA51K1X	450	PA45K1X	450 ¹⁾	PA45K1X												
Jazz/Fit [GD]	02-08	530	PA53K1X	380	PX38K1X														
[GE;GG;GP]	08-14	650	PA65K1X	330	PX33K1X														
[GK]	15-→	650	PA65K1X	350	PX35K1X														
Legend	91-04	530	PA53K1X	480	PA48K1X														
Logo	96-01	510	PA51K1X	430	PA43K1X														
NSX	90-05	510	PA51K1X	510	PA51K1X														
Odyssey	00-→	600	PA60K1X	560	PA56K1X														

- 1) - do ramienia metalowego / for metal arm only
- 2) - A X wykonanie specjalne - odwrócony spoiler / special version - inverted spoiler
- 3) - Y wykonanie specjalne - pióro asymetryczne / special version - asymmetric wiper
- 4) - X odwrotny montaż adaptora / reverse assembly of adaptor
- 5) - pióro + ramię metalowe - na tylną szybę / wiper blade + metal arm - for rear windshield
- 6) - pióro + spryskiwacz montowany na pręcie ramienia / wiper blade + sprinker assembled on arm bar
- 7) - wykonanie specjalne - do pręta ramienia 12x4 / special version - for arm bar 12x4 arm



SAMOCCHODY OSOBOWE / PASSENGER CARS



Pilot	09-15	560 PA56K1X	530 PA53K1X		560 A PPA56B1	530 A PPA53B1		560 PHA56B1	530 PHA53B1
Prelude	91-01	530 PA53K1X	480 PA48K1X		530 A PPA53B1	480 A PPA48B1		530 PHA53B1	480 PHA48B1
S2000	99-09	510 PA51K1X	410 PA41K1X		510 A PPA51B1	410 A PPA41B1		510 PHA51B1	410 PHA41B1
Shuttle	94-01	560 PA56K1X	560 PA56K1X	380 ¹⁾ PX38K1X	560 A PPA56B1	560 A PPA56B1	380 A ¹⁾ PPA38B1	560 PHA56B1	560 PHA56B1
Stream	00-06	600 PA60K1X	350 PX35K1X		600 A PPA60B1	350 A PPA35B1		600 PHA60B1	350 PHA35B1

HUMMER

H2	02-→	410 PA41K1X	410 PA41K1X		410 A PPA41B1	410 A PPA41B1		410 PHA41B1	410 PHA41B1
H3	06-→	410 PA41K1X	410 PA41K1X		410 A PPA41B1	410 A PPA41B1		410 PHA41B1	410 PHA41B1

HYUNDAI

Accent [X3]	94-99	510 PA51K1X	450 PA45K1X	510 ¹⁾ PA51K1X	510 A PPA51B1	450 A PPA45B1	510 A ¹⁾ PPA51B1	510 PHA51B1	450 PHA45B1
[LC]	99-06	510 PA51K1X	450 PA45K1X		510 A PPA51B1	450 A PPA45B1		510 PHA51B1	450 PHA45B1
[MC]	06-12	560 PA56K1X	410 PA41K1X		560 A PPA56B1	410 A PPA41B1		560 PHA56B1	410 PHA41B1
[RB]	10-→	650 PA65K1X	410 PA41K1X		650 A PPA65B1	410 A PPA41B1		650 PHA65B1	410 PHA41B1
Amica	97-08	560 PA56K1X	450 PA45K1X	510 ¹⁾ PA51K1X	560 A PPA56B1	450 A PPA45B1	510 A ¹⁾ PPA51B1	560 PHA56B1	450 PHA45B1
Atos / Atos Prime	97-08	510 PA51K1X	410 PA41K1X	350 ¹⁾ PX35K1X	510 A PPA51B1	410 A PPA41B1	350 A ¹⁾ PPA35B1	510 PHA51B1	410 PHA41B1
Coupe	96-01	560 PA56K1X	450 PA45K1X	510 ¹⁾ PA51K1X	560 A PPA56B1	450 A PPA45B1	510 A ¹⁾ PPA51B1	560 PHA56B1	450 PHA45B1
	02-10	560 PA56K1X	450 PA45K1X	510 ¹⁾ PA51K1X	560 A PPA56B1	450 A PPA45B1	510 A ¹⁾ PPA51B1	560 PHA56B1	450 PHA45B1
Elantra [J2]	95-00	510 PA51K1X	450 PA45K1X		510 A PPA51B1	450 A PPA45B1		510 PHA51B1	450 PHA45B1
[XD]	00-06	510 PA51K1X	450 PA45K1X		510 A PPA51B1	450 A PPA45B1		510 PHA51B1	450 PHA45B1
[HD]	06-10	510 PA51K1X	450 PA45K1X		510 A PPA51B1	450 A PPA45B1		510 PHA51B1	450 PHA45B1
[MD]	11-→	650 PA65K1X	350 PX35K1X		650 A PPA65B1	350 A PPA35B1		650 PHA65B1	350 PHA35B1
Equus	09-12				600 C PP460B1	480 C PP448B1			
	13-→	600 PA60K1X	480 PA48K1X		600 A PPA60B1	480 A PPA48B1		600 PHA60B1	480 PHA48B1
Exel	94-99	510 PA51K1X	450 PA45K1X		510 A PPA51B1	450 A PPA45B1		510 PHA51B1	450 PHA45B1
Galloper	98-01	430 PA43K1X	430 PA43K1X	350 ¹⁾ PX35K1X	430 A PPA43B1	430 A PPA43B1	350 A ¹⁾ PPA35B1	430 PHA43B1	430 PHA43B1
Genesis Coupe	08-16	600 PA60K1X	480 PA48K1X		600 A PPA60B1	480 A PPA48B1		600 PHA60B1	480 PHA48B1
Genesis Sedan [BH]	08-12				600 C PP460B1	480 C PP448B1			
[BH]	13-→	600 PA60K1X	480 PA48K1X		600 A PPA60B1	480 A PPA48B1		600 PHA60B1	480 PHA48B1
[DH]	14-→	650 PA65K1X	410 PA41K1X		650 A PPA65B1	410 A PPA41B1		650 PHA65B1	410 PHA41B1
Getz	02-09	560 PA56K1X	350 PX35K1X		560 A PPA56B1	350 A PPA35B1		560 PHA56B1	350 PHA35B1
Grand Santa Fe	13-→	650 PA65K1X	350 PX35K1X		650 A PPA65B1	350 A PPA35B1		650 PHA65B1	350 PHA35B1
Grandeur	05-→	600 PA60K1X	510 PA51K1X		600 A PPA60B1	510 A PPA51B1		600 PHA60B1	510 PHA51B1
H1	99-07	650 PA65K1X	510 PA51K1X		650 A PPA65B1	510 A PPA51B1		650 PHA65B1	510 PHA51B1
	08-→	600 PA60K1X	510 PA51K1X		600 A PPA60B1	510 A PPA51B1		600 PHA60B1	510 PHA51B1
H100	93-07	450 PA45K1X	450 PA45K1X	410 ¹⁾ PA41K1X	450 A PPA45B1	450 A PPA45B1	410 A ¹⁾ PPA41B1	450 PHA45B1	450 PHA45B1
H300	07-→	600 PA60K1X	510 PA51K1X		600 A PPA60B1	510 A PPA51B1		600 PHA60B1	510 PHA51B1
H350	14-→	650 PA65K1X	600 PA60K1X		650 A PPA65B1	600 A PPA60B1		650 PHA65B1	600 PHA60B1
i10 [PA]	08-13	560 PA56K1X	410 PA41K1X		560 A PPA56B1	410 A PPA41B1		560 PHA56B1	410 PHA41B1
[IA]	13-→	560 PA56K1X	410 PA41K1X		560 A PPA56B1	410 A PPA41B1		560 PHA56B1	410 PHA41B1
i20 [PB]	09-14	600 PA60K1X	410 PA41K1X		600 A PPA60B1	410 A PPA41B1		600 PHA60B1	410 PHA41B1
[GB]	14-→	600 PA60K1X	410 PA41K1X		600 A PPA60B1	410 A PPA41B1		600 PHA60B1	410 PHA41B1
i30 CW I Kombi [FD]	07-10			kpl ⁵⁾ W010F1X	600 D PP460B1	450 D PP445B1			
[FD]	10-12	600 PA60K1X	450 PA45K1X		600 A PPA60B1	450 A PPA45B1		600 PHA60B1	450 PHA45B1
i30 CW II Kombi [GD]	12-→	650 PA65K1X	350 PA35K1X		650 A PPA65B1	350 A PPA35B1		650 PHA65B1	350 PHA35B1
i30 I [FD]	07-10				600 D PP460B1	450 D PP445B1			
[FD]	10-13	600 PA60K1X	450 PA41K1X		600 A PPA60B1	450 A PPA45B1		600 PHA60B1	450 PHA45B1
i30 II [GD]	11-→	650 PA65K1X	350 PX35K1X		650 A PPA65B1	350 A PPA35B1		650 PHA65B1	350 PHA35B1
i40 [VF]	11-→	650 PA65K1X	410 PA41K1X		650 A PPA65B1	410 A PPA41B1		650 PHA65B1	410 PHA41B1
i40 CW Kombi [GD]	12-→	650 PA65K1X	410 PA41K1X		650 A PPA65B1	410 A PPA41B1		650 PHA65B1	410 PHA41B1
ix20	10-→				650 D PP465B1	350 D PP435B1			
ix35	10-→	600 PA60K1X	410 PA41K1X		600 A PPA60B1	410 A PPA41B1		600 PHA60B1	410 PHA41B1
Lantra [J1]	90-95	510 PA51K1X	450 PA45K1X		510 A PPA51B1	450 A PPA45B1		510 PHA51B1	450 PHA45B1
[J2]	95-00	510 PA51K1X	450 PA45K1X		510 A PPA51B1	450 A PPA45B1		510 PHA51B1	450 PHA45B1
Matrix	01-10	560 PA56K1X	410 PA41K1X		560 A PPA56B1	410 A PPA41B1		560 PHA56B1	410 PHA41B1
Pony	89-94	450 PA45K1X	450 PA45K1X	410 ¹⁾ PA41K1X	450 A PPA45B1	450 A PPA45B1	410 A ¹⁾ PPA41B1	450 PHA45B1	450 PHA45B1

1) - do ramienia metalowego / for metal arm only

2) - A X wykonanie specjalne - odwrócony spoiler / special version - inverted spoiler

3) - Y wykonanie specjalne - pióro asymetryczne / special version - asymmetric wiper

4) - X odwrotny montaż adaptora / reverse assembly of adaptor










5) - pióro + ramię metalowe - na tylną szybę / wiper blade + metal arm - for rear windshield

6) - pióro + spryskiwacz montowany na pręcie ramienia / wiper blade + sprinker assembled on arm bar

7) - wykonanie specjalne - do pręta ramienia 12x4 / special version - for arm bar 12x4 arm



SAMOCZODY OSOBOWE / PASSENGER CARS

		PIÓRA STANDARD / STANDARD WIPER BLADES			PIÓRA PŁASKIE – TYPU A, B, C, D, D1, E / FLAT WIPER BLADES – TYPE A, B, C, D, D1, E			PIÓRA HYBRYDOWE / HYBRID WIPER BLADES		
										
		Nr katalogowy No.	Nr katalogowy No.	Nr katalogowy No.	Nr katalogowy No.	Nr katalogowy No.	Nr katalogowy No.	Nr katalogowy No.	Nr katalogowy No.	
	94–00	450 PA45K1X	450 PA45K1X	410 ¹⁾ PA41K1X	450 A PPA45B1	450 A PPA45B1	410 A ¹⁾ PPA41B1	450 PHA45B1	450 PHA45B1	
S-Coupe	89–97	480 PA48K1X	450 PA45K1X		480 A PPA48B1	450 A PPA45B1		480 PHA48B1	450 PHA45B1	
Santa Fe I [SM]	99–05	560 PA56K1X	510 PA51K1X	330 ¹⁾ PX33K1X	560 A PPA56B1	510 A PPA51B1	330 A ¹⁾ PPA33B1	560 PHA56B1	510 PHA51B1	
Santa Fe II [CM]	06–12	600 PA60K1X	450 PA45K1X		600 A PPA60B1	450 A PPA45B1		600 PHA60B1	450 PHA45B1	
Santa Fe III [DM]	12→	650 PA65K1X	350 PX35K1X		650 A PPA65B1	350 A PPA35B1		650 PHA65B1	350 PHA35B1	
Santamo	99→	560 PA56K1X	450 PA45K1X	410 ¹⁾ PA41K1X	560 A PPA56B1	450 A PPA45B1	410 A ¹⁾ PPA41B1	560 PHA56B1	450 PHA45B1	
Solaris [RB]	11→	650 PA65K1X	410 PA41K1X		650 A PPA65B1	410 A PPA41B1		650 PHA65B1	410 PHA41B1	
Sonata II [Y2]	88–93	530 PA53K1X	450 PA45K1X		530 A PPA53B1	450 A PPA45B1		530 PHA53B1	450 PHA45B1	
Sonata III [Y3]	93–98	510 PA51K1X	510 PA51K1X		510 A PPA51B1	510 A PPA51B1		510 PHA51B1	510 PHA51B1	
Sonata IV [EF]	98–01	510 PA51K1X	480 PA48K1X		510 A PPA51B1	480 A PPA48B1		510 PHA51B1	480 PHA48B1	
[EF]	02–05	560 PA56K1X	510 PA51K1X		560 A PPA56B1	510 A PPA51B1		560 PHA56B1	510 PHA51B1	
Sonata V [NF]	05–10	600 PA60K1X	510 PA51K1X		600 A PPA60B1	510 A PPA51B1		600 PHA60B1	510 PHA51B1	
Sonata VI [YF]	09–14	650 PA65K1X	480 PA48K1X		650 A PPA65B1	480 A PPA48B1		650 PHA65B1	480 PHA48B1	
Starex	97–07	650 PA65K1X	510 PA51K1X	410 ¹⁾ PA41K1X	650 A PPA65B1	510 A PPA51B1	410 A ¹⁾ PPA41B1	650 PHA65B1	510 PHA51B1	
	07→	600 PA60K1X	510 PA51K1X		600 A PPA60B1	510 A PPA51B1		600 PHA60B1	510 PHA51B1	
Terracan	01–06	560 PA56K1X	510 PA51K1X	410 ¹⁾ PA41K1X	560 A PPA56B1	510 A PPA51B1	410 A ¹⁾ PPA41B1	560 PHA56B1	510 PHA51B1	
Trajtet	00–07	650 PA65K1X	560 PA56K1X	410 ¹⁾ PA41K1X	650 A PPA65B1	560 A PPA56B1	410 A ¹⁾ PPA41B1	650 PHA65B1	560 PHA56B1	
Tucson [JM]	04–10	600 PA60K1X	410 PA41K1X	kpl ⁵⁾ W029F1X	600 A PPA60B1	410 A PPA41B1		600 PHA60B1	410 PHA41B1	
[TL]	15→	650 PA65K1X	410 PA41K1X		650 A PPA65B1	410 A PPA41B1		650 PHA65B1	410 PHA41B1	
Veloster	11→	650 PA65K1X	450 PA45K1X		650 A PPA65B1	450 A PPA45B1		650 PHA65B1	450 PHA45B1	
Veracruz	06–12				600 D PP460B1	510 D PP451B1				
XG	98–05	560 PA56K1X	510 PA51K1X		560 A PPA56B1	510 A PPA51B1		560 PHA56B1	510 PHA51B1	

INFINITI

EX [J50]	08→	600 PA60K1X	450 PA45K1X		600 A PPA60B1	450 A PPA45B1		600 PHA60B1	450 PHA45B1
FX I [S50]	02–08	560 PA56K1X	510 PA51K1X		560 A PPA56B1	510 A PPA51B1		560 PHA56B1	510 PHA51B1
FX II [S51]	08–13	600 PA60K1X	480 PA48K1X		600 A PPA60B1	480 A PPA48B1		600 PHA60B1	480 PHA48B1
G/Q60	08→	650 PA65K1X	430 PA43K1X		650 A PPA65B1	430 A PPA43B1		650 PHA65B1	430 PHA43B1
M	10–13	650 PA65K1X	480 PA48K1X		650 A PPA65B1	480 A PPA48B1		650 PHA65B1	480 PHA48B1
Q30	15→				600 C PP460B1	480 C PP448B1			
Q50	13→	650 PA65K1X	430 PA43K1X		650 A PPA65B1	430 A PPA43B1		650 PHA65B1	430 PHA43B1
Q70	13→	650 PA65K1X	480 PA48K1X		650 A PPA65B1	480 A PPA48B1		650 PHA65B1	480 PHA48B1
QX III / QX80	10→	600 PA60K1X	530 PA53K1X		600 A PPA60B1	530 A PPA53B1		600 PHA60B1	530 PHA53B1
QX70	13→	600 PA60K1X	480 PA48K1X		600 A PPA60B1	480 A PPA48B1		600 PHA60B1	480 PHA48B1

ISUZU

Amigo	89–92	430 PA43K1X	430 PA43K1X		430 A PPA43B1	430 A PPA43B1		430 PHA43B1	430 PHA43B1
Campo	89–02	450 PA45K1X	450 PA45K1X		450 A PPA45B1	450 A PPA45B1		450 PHA45B1	450 PHA45B1
D-Max	07→	560 PA56K1X	480 PA48K1X		560 A PPA56B1	480 A PPA48B1		560 PHA56B1	480 PHA48B1
Gemini	84–00	450 PA45K1X	450 PA45K1X		450 A PPA45B1	450 A PPA45B1		450 PHA45B1	450 PHA45B1
Rodeo	89–91	430 PA43K1X	430 PA43K1X		430 A PPA43B1	430 A PPA43B1		430 PHA43B1	430 PHA43B1
Trooper	88–92	410 PA41K1X	410 PA41K1X		410 A PPA41B1	410 A PPA41B1		410 PHA41B1	410 PHA41B1
	92→	510 PA51K1X	510 PA51K1X	380 ¹⁾ PX38K1X	510 A PPA51B1	510 A PPA51B1	380 A ¹⁾ PPA38B1	510 PHA51B1	510 PHA51B1

IVECO

Daily [00/06/09/12]	99–14	600 P160F1S	600 P160F1S						
[14]	14→				650 C PP465B1	650 C PP465B1			
Daily, Grinta	89–99	600 PA60K1X	600 PA60K1X		600 A PPA60B1	600 A PPA60B1			
Massif	08→	450 PA45K1X	410 PA41K1X		450 A PPA45B1	410 A PPA41B1		450 PHA45B1	410 PHA41B1

IŻ

412 / 2125 / 2715	89→	330 PX33K1X	330 PX33K1X		330 A PPA33B1	330 A PPA33B1			
-------------------	-----	-------------	-------------	--	---------------	---------------	--	--	--

JAGUAR

Daimler	99–02	530 PA53K1X	530 PA53K1X		530 A PPA53B1	530 A PPA53B1		530 PHA53B1	530 PHA53B1
F-Pace [X761]	16→				650 D PP465B1	480 D PP448B1			

1) – do ramienia metalowego / for metal arm only

2) – A X wykonanie specjalne – odwrócony spoiler / special version – inverted spoiler

3) – Y wykonanie specjalne – pióro asymetryczne / special version – asymmetric wiper

4) – X odwrotny montaż adaptora / reverse assembly of adaptor














5) – pióro + ramię metalowe – na tylną szybę / wiper blade + metal arm – for rear windshield

6) – pióro + spryskiwacz montowany na pręcie ramienia / wiper blade + sprinker assembled on arm bar

7) – wykonanie specjalne – do pręta ramienia 12x4 / special version – for arm bar 12x4 arm



SAMOCHOBY OSOBOWE / PASSENGER CARS

		PIÓRA STANDARD / STANDARD WIPER BLADES			PIÓRA PŁASKIE – TYPU A, B, C, D, D1, E / FLAT WIPER BLADES – TYPE A, B, C, D, D1, E			PIÓRA HYBRYDOWE / HYBRID WIPER BLADES		
										
		 Nr katalogowy No.	 Nr katalogowy No.	 Nr katalogowy No.	 Nr katalogowy No.	 Nr katalogowy No.	 Nr katalogowy No.	 Nr katalogowy No.	 Nr katalogowy No.	
F-Type	12→	530 PA53K1X	530 PA53K1X		530 A PPA53B1	530 A PPA53B1		530 PHA53B1	530 PHA53B1	
S-Type [CCX]	98-02	560 PA56K1X	530 PA53K1X		560 A PPA56B1	530 A PPA53B1		560 PHA56B1	530 PHA53B1	
[CCX]	01-08	600 PA60K1X	450 PA45K1X		600 A PPA60B1	450 A PPA45B1		600 PHA60B1	450 PHA45B1	
Sovereign	86-93	530 PA53K1X			530 A PPA53B1			530 PHA53B1		
	92→	510 PA51K1X	510 PA51K1X		510 A PPA51B1	510 A PPA51B1		510 PHA51B1	510 PHA51B1	
X Type	01-10	560 PA56K1X	480 PA48K1X		560 A PPA56B1	480 A PPA48B1		560 PHA56B1	480 PHA48B1	
XE	15→				700 D PP470B1	430 D PP443B1				
XF [X250]	08-15				600 C PP460B1	450 C PP445B1				
[X260]	15→				700 D PP470B1	430 D PP443B1				
XF Sportbrake	12→				600 C PP460B1	450 C PP445B1				
XJ [X300, X308]	94-03	510 PA51K1X			510 A PPA51B1			510 PHA51B1		
[X350, X358]	03-09	600 PA60K1X	480 PA48K1X		600 A PPA60B1	480 A PPA48B1		600 PHA60B1	480 PHA48B1	
[X351]	09→				600 C PP460B1	450 C PP445B1				
XK [X150]	06-14	530 PA53K1X	530 PA53K1X		530 A PPA53B1	530 A PPA53B1		530 PHA53B1	530 PHA53B1	
XK8	96-06	530 PA53K1X	530 PA53K1X		530 A PPA53B1	530 A PPA53B1		530 PHA53B1	530 PHA53B1	
XKR	97-06	530 PA53K1X	530 PA53K1X		530 A PPA53B1	530 A PPA53B1		530 PHA53B1	530 PHA53B1	

JEEP

Cherokee II [XJ]	87-01	450 PA45K1X	450 PA45K1X	330 ¹⁾ PX33K1X	450 A PPA45B1	450 A PPA45B1	330 A ¹⁾ PPA33B1	450 PHA45B1	450 PHA45B1
Cherokee III [KJ]	01-07	480 PA48K1X	480 PA48K1X		480 A PPA48B1	480 A PPA48B1		480 PHA48B1	480 PHA48B1
Cherokee IV [KK]	08-12	480 PA48K1X	480 PA48K1X		480 A PPA48B1	480 A PPA48B1		480 PHA48B1	480 PHA48B1
Cherokee V [KL]	13→	650 PA65K1X	450 PA45K1X		650 A PPA65B1	450 A PPA45B1		650 PHA65B1	450 PHA45B1
Commander [XH]	06-10	450 PA45K1X	450 PA45K1X		450 A PPA45B1	450 A PPA45B1		450 PHA45B1	450 PHA45B1
Compass [MK,PK]	06→	560 PA56K1X	510 PA51K1X		560 A PPA56B1	510 A PPA51B1		560 PHA56B1	510 PHA51B1
Grand Cherokee I [ZG/ZJ]	92-99	510 PA51K1X	510 PA51K1X		510 A PPA51B1	510 A PPA51B1		510 PHA51B1	510 PHA51B1
Grand Cherokee II [WG/WJ]	99-04	530 PA53K1X	530 PA53K1X		530 A PPA53B1	530 A PPA53B1		530 PHA53B1	530 PHA53B1
Grand Cherokee III [WH/WK]	05-11	530 PA53K1X	530 PA53K1X		530 A PPA53B1	530 A PPA53B1		530 PHA53B1	530 PHA53B1
Grand Cherokee IV [WK2]	10→	560 PA56K1X	530 PA53K1X		560 A PPA56B1	530 A PPA53B1		560 PHA56B1	530 PHA53B1
Patriot	06→	530 PA53K1X	530 PA53K1X		530 A PPA53B1	530 A PPA53B1		530 PHA53B1	530 PHA53B1
Wrangler II	96-06	330 PX33K1X	330 PX33K1X		330 A PPA33B1	330 A PPA33B1		330 PHA33B1	330 PHA33B1
Wrangler III	06→	380 PX38K1X	380 PX38K1X		380 A PPA38B1	380 A PPA38B1		380 PHA38B1	380 PHA38B1

KIA

Asia	94-99	350 PX35K1X	350 PX35K1X		350 A PPA35B1	350 A PPA35B1		350 PHA35B1	350 PHA35B1
Carens [FC]	99-06	600 PA60K1X	450 PA45K1X	350 ¹⁾ PX35K1X	600 A PPA60B1	450 A PPA45B1	350 A ¹⁾ PPA35B1	600 PHA60B1	450 PHA45B1
[FG]	06-12	650 PA65K1X	410 PA41K1X		650 A PPA65B1	410 A PPA41B1		650 PHA65B1	410 PHA41B1
[RP]	13→	650 PA65K1X	650 PA65K1X		650 A PPA65B1	650 A PPA65B1		650 PHA65B1	650 PHA65B1
Carnival [UP]	98-06	600 PA60K1X	600 PA60K1X	450 ¹⁾ PA45K1X	600 A PPA60B1	600 A PPA60B1	450 A ¹⁾ PPA45B1	600 PHA60B1	600 PHA60B1
[MB]	06-14	650 PA65K1X	450 PA45K1X		650 A PPA65B1	450 A PPA45B1		650 PHA65B1	450 PHA45B1
Ceed / Ceed SW [ED/FF2]	06-09			kpl ⁵⁾ W010F1X	600 D PP460B1	450 D PP445B1			
[ED/FF2]	09-12	600 PA60K1X	450 PA45K1X	kpl ⁵⁾ W010F1X	600 A PPA60B1	450 A PPA45B1		600 PHA60B1	450 PHA45B1
[JD]	12→	650 PA65K1X	350 PX35K1X		650 A PPA65B1	350 A PPA35B1		650 PHA65B1	350 PHA35B1
Cerato [FE]	04-09	600 PA60K1X	410 PA41K1X		600 A PPA60B1	410 A PPA41B1		600 PHA60B1	410 PHA41B1
[TD]	08→	600 PA60K1X	510 PA51K1X		600 A PPA60B1	510 A PPA51B1		600 PHA60B1	510 PHA51B1
Clarus	96-02	530 PA53K1X	480 PA48K1X		530 A PPA53B1	480 A PPA48B1		530 PHA53B1	480 PHA48B1
Clarus combi	96-02	530 PA53K1X	480 PA48K1X	380 ¹⁾ PX38K1X	530 A PPA53B1	480 A PPA48B1	380 A ¹⁾ PPA38B1	530 PHA53B1	480 PHA48B1
Joice	99-03	560 PA56K1X	450 PA45K1X	410 ¹⁾ PA41K1X	560 A PPA56B1	450 A PPA45B1	410 A ¹⁾ PPA41B1	560 PHA56B1	450 PHA45B1
K2700 [SD]	98-04	530 PA53K1X	450 PA45K1X		530 A PPA53B1	450 A PPA45B1		530 PHA53B1	450 PHA45B1
	04-06	530 PA53K1X	480 PA48K1X		530 A PPA53B1	480 A PPA48B1		530 PHA53B1	480 PHA48B1
K2900	07→	530 PA53K1X	480 PA48K1X		530 A PPA53B1	480 A PPA48B1		530 PHA53B1	480 PHA48B1
Leo	96-01	530 PA53K1X	480 PA48K1X	450 ¹⁾ PA45K1X	530 A PPA53B1	480 A PPA48B1	450 A ¹⁾ PPA45B1	530 PHA53B1	480 PHA48B1
Magentis [GD]	00-05	560 PA56K1X	510 PA51K1X		560 A PPA56B1	510 A PPA51B1		560 PHA56B1	510 PHA51B1
[GE]	06-10	600 PA60K1X	450 PA45K1X		600 A PPA60B1	450 A PPA45B1		600 PHA60B1	450 PHA45B1
Mentor II [FX]	01-04	530 PA53K1X	480 PA48K1X		530 A PPA53B1	480 A PPA48B1		530 PHA53B1	480 PHA48B1
Mohave	09→	600 PA60K1X	510 PA51K1X		600 A PPA60B1	510 A PPA51B1		600 PHA60B1	510 PHA51B1
Opirus	03-10	600 PA60K1X	450 PA45K1X		600 A PPA60B1	450 A PPA45B1		600 PHA60B1	450 PHA45B1

1) – do ramienia metalowego / for metal arm only

2) – A X wykonanie specjalne – odwrócony spoiler / special version – inverted spoiler

3) – Y wykonanie specjalne – pióro asymetryczne / special version – asymmetric wiper

4) – X odwrotny montaż adaptora / reverse assembly of adaptor

5) – pióro + ramię metalowe – na tylną szybę / wiper blade + metal arm – for rear windshield

6) – pióro + spryskiwacz montowany na pręcie ramienia / wiper blade + sprinkler assembled on arm bar

7) – wykonanie specjalne – do pręta ramienia 12x4 / special version – for arm bar 12x4 arm



SAMOCHOBY OSOBOWE / PASSENGER CARS



Optima	11→	600 PA60K1X	450 PA45K1X		600 A PPA60B1	450 A PPA45B1		600 PHA60B1	450 PHA45B1
Picanto [BA]	04-11	560 PA56K1X	410 PA41K1X	kpl ⁵⁾ W014F1X	560 A PPA56B1	410 A PPA41B1		560 PHA56B1	410 PHA41B1
[TA]	11→	560 PA56K1X	410 PA41K1X		560 A PPA56B1	410 A PPA41B1		560 PHA56B1	410 PHA41B1
Pregio	97-04	530 PA53K1X	450 PA45K1X	450 ¹⁾ PA45K1X	530 A PPA53B1	450 A PPA45B1	450 A ¹⁾ PPA45B1	530 PHA53B1	450 PHA45B1
	04-12	530 PA53K1X	480 PA48K1X	450 ¹⁾ PA45K1X	530 A PPA53B1	480 A PPA48B1	450 A ¹⁾ PPA45B1	530 PHA53B1	480 PHA48B1
Pride	90-00	450 PA45K1X	450 PA45K1X	380 ¹⁾ PX38K1X	450 A PPA45B1	450 A PPA45B1	380 A ¹⁾ PPA38B1	450 PHA45B1	450 PHA45B1
Pro Ceed [ED/FF2]	07-09				600 D PP460B1	450 D PP445B1			
[ED/FF2]	09-12	600 PA60K1X	450 PA45K1X		600 A PPA60B1	450 A PPA45B1		600 PHA60B1	450 PHA45B1
[JD]	13→	650 PA65K1X	350 PX35K1X		650 A PPA65B1	350 A PPA35B1		650 PHA65B1	350 PHA35B1
Retona	98-00	350 PA35K1X	350 PX35K1X						
Rio [DC]	00-05	530 PA53K1X	450 PA45K1X	380 ¹⁾ PX38K1X	530 A PPA53B1	450 A PPA45B1	380 A ¹⁾ PPA38B1	530 PHA53B1	450 PHA45B1
[DE]	05-11	560 PA56K1X	410 PA41K1X		560 A PPA56B1	410 A PPA41B1		560 PHA56B1	410 PHA41B1
[UB]	11-17	650 PA65K1X	410 PA41K1X		650 A PPA65B1	410 A PPA41B1		650 PHA65B1	410 PHA41B1
Sedona	98-05	600 PA60K1X	600 PA60K1X		600 A PPA60B1	600 A PPA60B1		600 PHA60B1	600 PHA60B1
Sephia I [FA]	92-00	530 PA53K1X	480 PA48K1X	450 ¹⁾ PA45K1X	530 A PPA53B1	480 A PPA48B1	450 A ¹⁾ PPA45B1	530 PHA53B1	480 PHA48B1
Shuma I [FB]	98-00	530 PA53K1X	480 PA48K1X		530 A PPA53B1	480 A PPA48B1		530 PHA53B1	480 PHA48B1
Shuma II [FB]	01-04	530 PA53K1X	480 PA48K1X		530 A PPA53B1	480 A PPA48B1		530 PHA53B1	480 PHA48B1
Sorento [JC]	02-09	600 PA60K1X	450 PA45K1X	350 ¹⁾ PX35K1X	600 A PPA60B1	450 A PPA45B1	350 A ¹⁾ PPA35B1	600 PHA60B1	450 PHA45B1
[XM]	09-15	600 PA60K1X	510 PA51K1X		600 A PPA60B1	510 A PPA51B1		600 PHA60B1	510 PHA51B1
[UM]	15→	650 PA65K1X	410 PA41K1X		650 A PPA65B1	410 A PPA41B1		650 PHA65B1	410 PHA41B1
Soul [AM]	08-14	600 PA60K1X	510 PA51K1X		600 A PPA60B1	510 A PPA51B1		600 PHA60B1	510 PHA51B1
[PS]	14→	600 PA60K1X	510 PA51K1X		600 A PPA60B1	510 A PPA51B1		600 PHA60B1	510 PHA51B1
Spectra	01-09	530 PA53K1X	510 PA51K1X		530 A PPA53B1	510 A PPA51B1		530 PHA53B1	510 PHA51B1
Sportage [JA]	93-04	510 PA51K1X	510 PA51K1X	410 ¹⁾ PA41K1X	510 A PPA51B1	510 A PPA51B1	410 A ¹⁾ PPA41B1	510 PHA51B1	510 PHA51B1
[JE]	04-10	600 PA60K1X	410 PA41K1X	510 ¹⁾ PA51K1X	600 A PPA60B1	410 A PPA41B1	510 A ¹⁾ PPA51B1	600 PHA60B1	410 PHA41B1
[SL]	10-15	600 PA60K1X	450 PA45K1X		600 A PPA60B1	450 A PPA45B1		600 PHA60B1	450 PHA45B1
[QL]	16→	650 PA65K1X	410 PA41K1X		650 A PPA65B1	410 A PPA41B1		650 PHA65B1	410 PHA41B1
Venga	09→				650 D PP465B1	350 D PP435B1			

LADA - VAZ

110, 111, 112	96-10	510 PA51K1X	510 PA51K1X		510 A PPA51B1	510 A PPA51B1			
2101-2107	81-12	330 PX33K1X	330 PX33K1X		330 A PPA33B1	330 A PPA33B1			
	81→	380 PX38K1X	380 PX38K1X		380 A PPA38B1	380 A PPA38B1			
Granta	12→	600 PA60K1X	410 PA41K1X		600 A PPA60B1	410 A PPA41B1		600 PHA60B1	410 PHA41B1
Kalina	04-12	600 PA60K1X	410 PA41K1X		600 A PPA60B1	410 A PPA41B1			
Kalina Hatchback	06-13	600 PA60K1X	410 PA41K1X		600 A PPA60B1	410 A PPA41B1		600 PHA60B1	410 PHA41B1
Kalina Kombi	07-13	600 PA60K1X	410 PA41K1X		600 A PPA60B1	410 A PPA41B1		600 PHA60B1	410 PHA41B1
Kalina Nova	13→	600 PA60K1X	410 PA41K1X		600 A PPA60B1	410 A PPA41B1		600 PHA60B1	410 PHA41B1
Kalina Sport	08-13	600 PA60K1X	410 PA41K1X		600 A PPA60B1	410 A PPA41B1		600 PHA60B1	410 PHA41B1
Largus [R90]	12→	510 PA51K1X	510 PA51K1X		510 A PPA51B1	510 A PPA51B1		510 PHA51B1	510 PHA51B1
Niva	76-94	330 PX33K1X	330 PX33K1X		330 A PPA33B1	330 A PPA33B1			
	94→	380 PX38K1X	380 PX38K1X	330 ¹⁾ PX33K1X	380 A PPA38B1	380 A PPA38B1	330 A ¹⁾ PPA33B1		
Oka 1111, 1113	88-08	510 PA51K1X	510 PA51K1X	330 ¹⁾ PX33K1X	510 A PPA51B1	510 A PPA51B1	330 A ¹⁾ PPA33B1		
Priora	07→	510 PA51K1X	510 PA51K1X		510 A PPA51B1	510 A PPA51B1			
Samara 2108, 2109, 21099	84-04	510 PA51K1X	510 PA51K1X	450 ¹⁾ PA45K1X	510 A PPA51B1	510 A PPA51B1	450 A ¹⁾ PPA45B1		
Samara 2115, 2114, 2113	97-13	510 PA51K1X	510 PA51K1X	450 ¹⁾ PA45K1X	510 A PPA51B1	510 A PPA51B1	450 A ¹⁾ PPA45B1		
Vesta	15→	600 PA60K1X	450 PA45K1X		600 A PPA60B1	450 A PPA45B1		600 PHA60B1	450 PHA45B1
XRAY	15→				650 E PP465B1	350 E PP435B1			

LANCIA

Dedra	89-99	530 PA53K1X	480 PA48K1X		530 A PPA53B1	480 A PPA48B1		530 PHA53B1	480 PHA48B1
Delta	85-93	450 PA45K1X	450 PA45K1X	450 ¹⁾ PA45K1X	450 A PPA45B1	450 A PPA45B1	450 A ¹⁾ PPA45B1	450 PHA45B1	450 PHA45B1
	93-00	530 PA53K1X	480 PA48K1X	510 ¹⁾ PA51K1X	530 A PPA53B1	480 A PPA48B1	510 A ¹⁾ PPA51B1	530 PHA53B1	480 PHA48B1
	08→				600 D PP460B1	450 D PP445B1			
Flavia	12→	600 PA60K1X	530 PA53K1X		600 A PPA60B1	530 A PPA53B1		600 PHA60B1	530 PHA53B1
Kappa	94-01	600 PA60K1X	510 PA51K1X		600 A PPA60B1	510 A PPA51B1		600 PHA60B1	510 PHA51B1

1) - do ramienia metalowego / for metal arm only

2) - A X wykonanie specjalne - odwrócony spoiler / special version - inverted spoiler

3) - Y wykonanie specjalne - pióro asymetryczne / special version - asymmetric wiper

4) - X odwrótny montaż adaptora / reverse assembly of adaptor

5) - pióro + ramię metalowe - na tylną szybę / wiper blade + metal arm - for rear windshield

6) - pióro + spryskiwacz montowany na pręt ramienia / wiper blade + sprinkler assembled on arm bar

7) - wykonanie specjalne - do pręta ramienia 12x4 / special version - for arm bar 12x4 arm



SAMOCZODY OSOBOWE / PASSENGER CARS

Model	Rok	PIÓRA STANDARD / STANDARD WIPER BLADES			PIÓRA PŁASKIE - TYPU A, B, C, D, D1, E / FLAT WIPER BLADES - TYPE A, B, C, D, D1, E			PIÓRA HYBRYDOWE / HYBRID WIPER BLADES		
		Nr katalogowy No.	Nr katalogowy No.	Nr katalogowy No.	Nr katalogowy No.	Nr katalogowy No.	Nr katalogowy No.	Nr katalogowy No.	Nr katalogowy No.	
Lybra	99-06	560 PA56K1X	510 PA51K1X		560 A PPA56B1	510 A PPA51B1		560 PHA56B1	510 PHA51B1	
Musa	04-06	560 PA56K1X	410 PA41K1X		560 A PPA56B1	410 A PPA41B1		560 PHA56B1	410 PHA41B1	
	07-12				560 D PP456B1	380 D PP438B1				
Phedra [+spryskiwacz 9x4]	02-05	650 ⁶⁾ P165F1S	650 ⁶⁾ P165F1S							
	05-10	650 PA65K1X	650 PA65K1X		650 A PPA65B1	650 A PPA65B1		650 PHA65B1	650 PHA65B1	
Thema	84-94	510 PA51K1X	510 PA51K1X		510 A PPA51B1	510 A PPA51B1		510 PHA51B1	510 PHA51B1	
	11-→	600 PA60K1X	530 PA53K1X		600 A PPA60B1	530 A PPA53B1		600 PHA60B1	530 PHA53B1	
Thesis	02-09	650 PA65K1X	510 PA51K1X		650 A PPA65B1	510 A PPA51B1		650 PHA65B1	510 PHA51B1	
Voyager	11-→	650 PA65K1X	510 PA51K1X		650 A PPA65B1	510 A PPA51B1		650 PHA65B1	510 PHA51B1	
Y	95-03	580 PA58K1X	410 PA41K1X		580 A PPA58B1	410 A PPA41B1		580 PHA58B1	410 PHA41B1	
Y10	84-93	510 PA51K1X	510 PA51K1X	330 ¹⁾ PX33K1X	510 A PPA51B1	510 A PPA51B1	330 A ¹⁾ PPA33B1	510 PHA51B1	510 PHA51B1	
Ypsilon [843]	03-11	600 PA60K1X	410 PA41K1X		600 A PPA60B1	410 A PPA41B1		600 PHA60B1	410 PHA41B1	
	11-→				600 D PP460B1	380 D PP438B1				
ZETA	94-02	650 PA65K1X	510 PA51K1X	450 ¹⁾ PA45K1X	650 A PPA65B1	510 A PPA51B1	450 A ¹⁾ PPA45B1	650 PHA65B1	510 PHA51B1	

LAND ROVER

Defender	90-16	330 PX33K1X	330 PX33K1X	330 ¹⁾ PX33K1X	330 A PPA33B1	330 A PPA33B1		330 PHA33B1	330 PHA33B1
Discovery I	89-98	450 PA45K1X	450 PA45K1X	350 ¹⁾ PX35K1X	450 A PPA45B1	450 A PPA45B1	350 A ¹⁾ PPA35B1	450 PHA45B1	450 PHA45B1
Discovery III	04-09	560 PA56K1X	530 PA53K1X		560 A PPA56B1	530 A PPA53B1		560 PHA56B1	530 PHA53B1
Discovery IV	09-16	560 PA56K1X	530 PA53K1X		560 A PPA56B1	530 A PPA53B1		560 PHA56B1	530 PHA53B1
Discovery Sport	14-→	650 PA65K1X	510 PA51K1X		650 A PPA65B1	510 A PPA51B1		650 PHA65B1	510 PHA51B1
Freelander I [LN]	97-06	530 PA53K1X	530 PA53K1X		530 A PPA53B1	530 A PPA53B1		530 PHA53B1	530 PHA53B1
Freelander II [LF]	06-14				600 C PP460B1	510 C PP451B1			
Range Rover Evoque	11-→				600 D PP460B1	530 D PP453B1			
Range Rover I	70-96	450 PA45K1X	450 PA45K1X	450 ¹⁾ PA45K1X	450 A PPA45B1	450 A PPA45B1	450 A ¹⁾ PPA45B1	450 PHA45B1	450 PHA45B1
Range Rover II	94-02	560 PA56K1X	560 PA56K1X		560 A PPA56B1	560 A PPA56B1		560 PHA56B1	560 PHA56B1
Range Rover IV [LG]	13-→	600 PA60K1X	510 PA51K1X		600 A PPA60B1	510 A PPA51B1		600 PHA60B1	510 PHA51B1
Range Rover Sport I [LS]	05-13	560 PA56K1X	530 PA53K1X		560 A PPA56B1	530 A PPA53B1		560 PHA56B1	530 PHA53B1
Range Rover Sport II [LW]	13-→	600 PA60K1X	510 PA51K1X		600 A PPA60B1	510 A PPA51B1		600 PHA60B1	510 PHA51B1

LEXUS

CT	10-→	600 PA60K1X	450 PA45K1X		600 A PPA60B1	450 A PPA45B1		600 PHA60B1	450 PHA45B1
ES [V]	06-12	600 PA60K1X	480 PA48K1X		600 A PPA60B1	480 A PPA48B1		600 PHA60B1	480 PHA48B1
	[V6]	12-→	650 PA65K1X	450 PA45K1X		650 A PPA65B1	450 A PPA45B1	650 PHA65B1	450 PHA45B1
GS I	93-97	530 PA53K1X	480 PA48K1X		530 A PPA53B1	480 A PPA48B1		530 PHA53B1	480 PHA48B1
GS II	97-05	600 PA60K1X	510 PA51K1X		600 A PPA60B1	510 A PPA51B1		600 PHA60B1	510 PHA51B1
GS III	05-12	600 PA60K1X	480 PA48K1X		600 A PPA60B1	480 A PPA48B1		600 PHA60B1	480 PHA48B1
GS IV	12-→	650 PA65K1X	450 PA45K1X		650 A PPA65B1	450 A PPA45B1		650 PHA65B1	450 PHA45B1
GX 460 [J1]	09-→	650 PA65K1X	510 PA51K1X		650 A PPA65B1	510 A PPA51B1		650 PHA65B1	510 PHA51B1
GX 470 [J1]	02-09	560 PA56K1X	530 PA53K1X		560 A PPA56B1	530 A PPA53B1		560 PHA56B1	530 PHA53B1
IS [E1]	99-05	560 PA56K1X	480 PA48K1X		560 A PPA56B1	480 A PPA48B1		560 PHA56B1	480 PHA48B1
	[E2]	05-13	560 PA56K1X	510 PA51K1X		560 A PPA56B1	510 A PPA51B1	560 PHA56B1	510 PHA51B1
	[E3]	13-→	600 PA60K1X	450 PA45K1X		600 A PPA60B1	450 A PPA45B1	600 PHA60B1	450 PHA45B1
LS [XF30]	00-06	580 PA58K1X	410 PA41K1X		580 A PPA58B1	410 A PPA41B1			
	[XF40]	06-17	600 PA60K1X	430 PA43K1X		600 A PPA60B1	430 A PPA43B1	600 PHA60B1	430 PHA43B1
LX [J100]	98-07	510 PA51K1X	510 PA51K1X		510 A PPA51B1	510 A PPA51B1		510 PHA51B1	510 PHA51B1
	[J200]	07-12	600 PA60K1X	560 PA56K1X		600 A PPA60B1	560 A PPA56B1	600 PHA60B1	560 PHA56B1
	[J200]	12-→	600 PA60K1X	560 PA56K1X		600 A PPA60B1	560 A PPA56B1	600 PHA60B1	560 PHA56B1
RC [XC10]	14-→	600 PA60K1X	450 PA45K1X		600 A PPA60B1	450 A PPA45B1		600 PHA60B1	450 PHA45B1
RX [XU10]	98-03	600 PA60K1X	530 PA53K1X		600 A PPA60B1	530 A PPA53B1		600 PHA60B1	530 PHA53B1
	[XU30]	03-08	650 PA65K1X	560 PA56K1X	kpl ⁵⁾ W002F1X	650 A PPA65B1	560 A PPA56B1	650 PHA65B1	560 PHA56B1
	[AL10]	09-15	650 PA65K1X	560 PA56K1X		650 A PPA65B1	560 A PPA56B1	650 PHA65B1	560 PHA56B1
	[AL20]	15-→				650 D PP465B1	510 D PP451B1		
SC	01-10	600 PA60K1X	510 PA51K1X		600 A PPA60B1	510 A PPA51B1		600 PHA60B1	510 PHA51B1

LIFAN

320	09-→	450 PA45K1X	450 PA45K1X		450 A PPA45B1	450 A PPA45B1		450 PHA45B1	450 PHA45B1
-----	------	-------------	-------------	--	---------------	---------------	--	-------------	-------------

1) - do ramienia metalowego / for metal arm only

2) - A X wykonanie specjalne - odwrócony spoiler / special version - inverted spoiler

3) - Y wykonanie specjalne - pióro asymetryczne / special version - asymmetric wiper

4) - X odwrotny montaż adaptora / reverse assembly of adaptor

5) - pióro + ramię metalowe - na tylną szybę / wiper blade + metal arm - for rear windshield

6) - pióro + spryskiwacz montowany na pręt ramienia / wiper blade + sprinker assembled on arm bar

7) - wykonanie specjalne - do pręta ramienia 12x4 / special version - for arm bar 12x4 arm



SAMOCZODY OSOBOWE / PASSENGER CARS



520	06→	600 PA60K1X	410 PA41K1X			600 A PPA60B1	410 A PPA41B1		600 PHA60B1	410 PHA41B1
620 [Solano; Martin Motors MM620]	08→	600 PA60K1X	410 PA41K1X			600 A PPA60B1	410 A PPA41B1		600 PHA60B1	410 PHA41B1
Breez	08→	600 PA60K1X	410 PA41K1X			600 A PPA60B1	410 A PPA41B1		600 PHA60B1	410 PHA41B1
X50	13→	600 PA60K1X	350 PX35K1X			600 A PPA60B1	350 A PPA35B1		600 PHA60B1	350 PHA35B1
X60	10→	600 PA60K1X	450 PA45K1X			600 A PPA60B1	450 A PPA45B1		600 PHA60B1	450 PHA45B1

LIGIER

Ambra	96→	600 PA60K1X				600 A PPA60B1			600 PHA60B1	
Be Up	02→	600 PA60K1X				600 A PPA60B1			600 PHA60B1	
JS50	15→	600 PA60K1X				600 A PPA60B1			600 PHA60B1	
Nova	02→	600 PA60K1X				600 A PPA60B1			600 PHA60B1	
X Too		600 PA60K1X				600 A PPA60B1			600 PHA60B1	

LINCOLN

Aviator	02-05	510 PA51K1X	510 PA51K1X			510 A PPA51B1	510 A PPA51B1		510 PHA51B1	510 PHA51B1
Mark LT	05-08	510 PA51K1X	510 PA51K1X			510 A PPA51B1	510 A PPA51B1		510 PHA51B1	510 PHA51B1
Navigator	97-02	510 PA51K1X	510 PA51K1X			510 A PPA51B1	510 A PPA51B1		510 PHA51B1	510 PHA51B1

MAZDA

121	87-91	450 PA45K1X	450 PA45K1X	380 ¹⁾ PX38K1X		450 A PPA45B1	450 A PPA45B1	380 A ¹⁾ PPA38B1	450 PHA45B1	450 PHA45B1
[DB]	90-95	510 PA51K1X	410 PA41K1X	380 ¹⁾ PX38K1X		510 A PPA51B1	410 A PPA41B1	380 A ¹⁾ PPA38B1	510 PHA51B1	410 PHA41B1
[JA/JB]	96-02	480 PA48K1X	480 PA48K1X			480 A PPA48B1	480 A PPA48B1		480 PHA48B1	480 PHA48B1
[Soho]	96-98	480 PA48K1X	480 PA48K1X			480 A PPA48B1	480 A PPA48B1		480 PHA48B1	480 PHA48B1
2 I [DY]	03-07	600 PA60K1X	410 PA41K1X			600 A PPA60B1	410 A PPA41B1		600 PHA60B1	410 PHA41B1
2 II [DE]	07-14	600 PA60K1X	330 PX33K1X			600 A PPA60B1	330 A PPA33B1		600 PHA60B1	330 PHA33B1
2 III [DJ]	14→	560 PA56K1X	430 PA43K1X			560 A PPA56B1	430 A PPA43B1		560 PHA56B1	430 PHA43B1
3 [BK]	03-09					530 B PPA53B1	480 B PPA48B1		530 PHA53B1	480 PHA48B1
[BL]	09-13	600 PA60K1X	480 PA48K1X			600 A PPA60B1	480 A PPA48B1		600 PHA60B1	480 PHA48B1
[BM]	13→	600 PA60K1X	450 PA45K1X			600 A PPA60B1	450 A PPA45B1		600 PHA60B1	450 PHA45B1
323 [BG]	89-97	530 PA53K1X	450 PA45K1X	350 ¹⁾ PX35K1X		530 A PPA53B1	450 A PPA45B1	350 A ¹⁾ PPA35B1	530 PHA53B1	450 PHA45B1
[BA]	94-98	530 PA53K1X	450 PA45K1X	510 ¹⁾ PA51K1X		530 A PPA53B1	450 A PPA45B1	510 A ¹⁾ PPA51B1	530 PHA53B1	450 PHA45B1
[BJ]	96-03	530 PA53K1X	450 PA45K1X	350 ¹⁾ PX35K1X		530 A PPA53B1	450 A PPA45B1	350 A ¹⁾ PPA35B1	530 PHA53B1	450 PHA45B1
5 [CR]	05-10	650 PA65K1X	410 PA41K1X			650 A PPA65B1	410 A PPA41B1		650 PHA65B1	410 PHA41B1
[CW]	10-15	650 PA65K1X	410 PA41K1X			650 A PPA65B1	410 A PPA41B1		650 PHA65B1	410 PHA41B1
6 [GG/GY]	02-07	560 PA56K1X	450 PA45K1X	510 ¹⁾ PA51K1X		560 A PPA56B1	450 A PPA45B1	510 A ¹⁾ PPA51B1	560 PHA56B1	450 PHA45B1
[GH]	07-12	600 PA60K1X	410 PA41K1X			600 A PPA60B1	410 A PPA41B1		600 PHA60B1	410 PHA41B1
[GJ]	12→	600 PA60K1X	450 PA45K1X			600 A PPA60B1	450 A PPA45B1		600 PHA60B1	450 PHA45B1
626	87-91	480 PA48K1X	480 PA48K1X	410 ¹⁾ PA41K1X		480 A PPA48B1	480 A PPA48B1	410 A ¹⁾ PPA41B1	480 PHA48B1	480 PHA48B1
[GE]	91-97	530 PA53K1X	480 PA48K1X	410 ¹⁾ PA41K1X		530 A PPA53B1	480 A PPA48B1	410 A ¹⁾ PPA41B1	530 PHA53B1	480 PHA48B1
[GF]	97-02	530 PA53K1X	480 PA48K1X	530 ¹⁾ PA53K1X		530 A PPA53B1	480 A PPA48B1	530 A ¹⁾ PPA53B1	530 PHA53B1	480 PHA48B1
626 Wagon [GW]	97-01	530 PA53K1X	450 PA45K1X			530 A PPA53B1	450 A PPA45B1		530 PHA53B1	450 PHA45B1
B seria	96-06	450 PA45K1X	450 PA45K1X			450 A PPA45B1	450 A PPA45B1		450 PHA45B1	450 PHA45B1
BT-50	06-11	450 PA45K1X	450 PA45K1X			450 A PPA45B1	450 A PPA45B1		450 PHA45B1	450 PHA45B1
CX-3 [DK]	15→	560 PA56K1X	450 PA45K1X			560 A PPA56B1	450 A PPA45B1		560 PHA56B1	450 PHA45B1
CX-5 [KE]	11→	600 PA60K1X	450 PA45K1X			600 A PPA60B1	450 A PPA45B1		600 PHA60B1	450 PHA45B1
CX-7 [ER]	06→	650 PA65K1X	410 PA41K1X			650 A PPA65B1	410 A PPA41B1		650 PHA65B1	410 PHA41B1
CX-9 [TB]	06→	650 PA65K1X	410 PA41K1X			650 A PPA65B1	410 A PPA41B1		650 PHA65B1	410 PHA41B1
Demio	96-03	510 PA51K1X	410 PA41K1X	410 ¹⁾ PA41K1X		510 A PPA51B1	410 A PPA41B1	410 A ¹⁾ PPA41B1	510 PHA51B1	410 PHA41B1
MPV [LV]	94-99	560 PA56K1X	510 PA51K1X	410 ¹⁾ PA41K1X		560 A PPA56B1	510 A PPA51B1	410 A ¹⁾ PPA41B1	560 PHA56B1	510 PHA51B1
[LW]	99-05	600 PA60K1X	600 PA60K1X	410 ¹⁾ PA41K1X		600 A PPA60B1	600 A PPA60B1	410 A ¹⁾ PPA41B1	600 PHA60B1	600 PHA60B1
MX-3 [EC]	93-98	530 PA53K1X	450 PA45K1X	530 ¹⁾ PA53K1X		530 A PPA53B1	450 A PPA45B1	530 A ¹⁾ PPA53B1	530 PHA53B1	450 PHA45B1
MX-5 [NA]	89-97	450 PA45K1X	450 PA45K1X			450 A PPA45B1	450 A PPA45B1		450 PHA45B1	450 PHA45B1
[NB]	98-05	450 PA45K1X	450 PA45K1X			450 A PPA45B1	450 A PPA45B1		450 PHA45B1	450 PHA45B1
[NC]	05-15	450 PA45K1X	450 PA45K1X			450 A PPA45B1	450 A PPA45B1		450 PHA45B1	450 PHA45B1
[ND]	15→	450 PA45K1X	480 PA48K1X			450 A PPA45B1	480 A PPA48B1		450 PHA45B1	480 PHA48B1
MX-6 [GE]	91-98	510 PA51K1X	510 PA51K1X			510 A PPA51B1	510 A PPA51B1		510 PHA51B1	510 PHA51B1

1) – do ramienia metalowego / for metal arm only

2) – A X wykonanie specjalne – odwrócony spoiler / special version – inverted spoiler

3) – Y wykonanie specjalne – pióro asymetryczne / special version – asymmetric wiper

4) – X odwrotny montaż adaptora / reverse assembly of adaptor

5) – pióro + ramię metalowe – na tylną szybę / wiper blade + metal arm – for rear windshield

6) – pióro + spryskiwacz montowany na pręcie ramienia / wiper blade + sprinker assembled on arm bar

7) – wykonanie specjalne – do pręta ramienia 12x4 / special version – for arm bar 12x4 arm



SAMOCZODY OSOBOWE / PASSENGER CARS

Model	Rok	PIORA STANDARD / STANDARD WIPER BLADES			PIORA PŁASKIE - TYPU A, B, C, D, D1, E / FLAT WIPER BLADES - TYPE A, B, C, D, D1, E			PIORA HYBRYDOWE / HYBRID WIPER BLADES		
		Nr katalogowy No.	Nr katalogowy No.	Nr katalogowy No.	Nr katalogowy No.	Nr katalogowy No.	Nr katalogowy No.	Nr katalogowy No.	Nr katalogowy No.	
Premacy	99-05	600 PA60K1X	410 PA41K1X	350 ¹⁾ PX35K1X	600 A PPA60B1	410 A PPA41B1	350 A ¹⁾ PPA35B1	600 PHA60B1	410 PHA41B1	
RX-7	92-02	510 PA51K1X	510 PA51K1X	450 ¹⁾ PA45K1X	510 A PPA51B1	510 A PPA51B1	450 A ¹⁾ PPA45B1	510 PHA51B1	510 PHA51B1	
RX-8 [FE/SE]	03-12	510 PA51K1X	450 PA45K1X		510 A PPA51B1	450 A PPA45B1		510 PHA51B1	450 PHA45B1	
Tribute	01-09	480 PA48K1X	480 PA48K1X		480 A PPA48B1	480 A PPA48B1		480 PHA48B1	480 PHA48B1	
Xedos 6	92-99	530 PA53K1X	480 PA48K1X		530 A PPA53B1	480 A PPA48B1		530 PHA53B1	480 PHA48B1	
Xedos 9	93-02	530 PA53K1X	480 PA48K1X		530 A PPA53B1	480 A PPA48B1		530 PHA53B1	480 PHA48B1	

MERCEDES-BENZ

190 [W201]	84-93	530 PA53K1X			530 A PPA53B1			530 PHA53B1		
Bus 207-410 [T1]	88-95	510 PA51K1X	510 PA51K1X		510 A PPA51B1	510 A PPA51B1		510 PHA51B1	510 PHA51B1	
Citan [415]	12-→	560 PA56K1X	530 PA53K1X		580 E PP458B1	530 E PP453B1		560 PHA56B1	530 PHA53B1	
Klasa A [168]	97-04	650 PA65K1X	560 PA56K1X	kpl ³⁾ W034F1X	650 A PPA65B1	560 A ²⁾ PPA56BX		650 PHA65B1	560 PHA56B1	
[169]	04-12				650 C PP465B1	560 C X ⁴⁾ PP456B1				
[176]	12-15				600 C PP460B1	480 C PP448B1				
Klasa B [245]	05-11				650 C PP465B1	560 C X ⁴⁾ PP456B1				
[246]	11-15				600 C PP460B1	480 C PP448B1				
Klasa C [202]	93-00	600 PA60K1X			600 A X ²⁾ PPA60BX			600 PHA60B1		
[203]	00-03	600 PA60K1X	510 PA51K1X		600 A PPA60B1	510 A PPA51B1		600 PHA60B1	510 PHA51B1	
[204]	07-13				600 B PP460B1	600 B PP460B1		600 PHA60B1	600 PHA60B1	
[204]	13-14				600 D PP460B1	600 D PP460B1				
[205]	13-14				560 C PP456B1	530 C PP453B1				
Klasa C (Sportcoupe) [203]	01-03	600 PA60K1X	510 PA51K1X		600 A PPA60B1	510 A PPA51B1		600 PHA60B1	510 PHA51B1	
Klasa C (T-Modell) [202]	96-01	600 PA60K1X			600 A PPA60B1			600 PHA60B1		
[203]	01-03	600 PA60K1X	510 PA51K1X		600 A PPA60B1	510 A PPA51B1		600 PHA60B1	510 PHA51B1	
[204]	07-08				600 B PP460B1	600 B PP460B1				
[204]	08-13				600 B PP460B1	600 B PP460B1				
[204]	13-14				600 D PP460B1	600 D PP460B1				
Klasa C Coupe [204]	11-13				600 B PP460B1	600 B PP460B1				
Klasa CL [215]	00-06				650 B PP465B1	650 B PP465B1		650 PHA65B1	650 PHA65B1	
[216]	06-→				650 B PP465B1	650 B PP465B1		650 PHA65B1	650 PHA65B1	
Klasa CLA [117]	12-15				600 C PP460B1	480 C PP448B1				
Klasa CLK [208]	96-03	560 PA56K1X			560 A X ²⁾ PPA56BX			560 PHA56B1		
Klasa CLS [219]	04-11				650 B PP465B1	650 B PP465B1		650 PHA65B1	650 PHA65B1	
Klasa CLS Coupe [218]	10-14				600 B PP460B1	600 B PP460B1		600 PHA60B1	600 PHA60B1	
[218]	14-→				600 D PP460B1	600 D PP460B1				
Klasa CLS Shooting Brake [218]	12-14				600 B PP460B1	600 B PP460B1				
[218]	14-→				600 D PP460B1	600 D PP460B1				
Klasa E [124]	93-95	600 PA60K1X			600 A PPA60B1			600 PHA60B1		
[210]	95-03	600 PA60K1X			600 A PPA60B1			600 PHA60B1		
[211]	02-09				650 B PP465B1	650 B PP465B1		650 PHA65B1	650 PHA65B1	
[212]	08-14				600 B PP460B1	600 B PP460B1		600 PHA60B1	600 PHA60B1	
[212]	14-16				600 D PP460B1	600 D PP460B1				
Klasa E (Coupe/Cabrio) [207]	09-13				600 B PP460B1	600 B PP460B1		600 PHA60B1	600 PHA60B1	
[207]	13-→				600 D PP460B1	600 D PP460B1				
Klasa E (T-Modell) [210]	96-03	600 PA60K1X			600 A PPA60B1			600 A PPA38B1		
[211]	03-09			380 ¹⁾ PX38K1X	650 B PP465B1	650 B PP465B1		650 PHA65B1	650 PHA65B1	
[212]	09-14				600 B PP460B1	600 B PP460B1		600 PHA60B1	600 PHA60B1	
[212]	14-→				600 D PP460B1	600 D PPA60B1				
Klasa G [463]	89-→	410 PA41K1X	410 PA41K1X	380 ¹⁾ PX38K1X	410 A PPA41B1	410 A PPA41B1	380 A ¹⁾ PPA38B1	410 PHA41B1	410 PHA41B1	
Klasa GL [164]	06-12				700 C PP470B1	530 C PP453B1				
[166]	12-15				650 D PP465B1	560 D PP456B1				
Klasa GLA [156]	13-15				600 C PP460B1	480 C PP448B1				
Klasa GLE [166]	15-→				650 D PP465B1	580 D PP458B1				
Klasa GLE (Coupe) [292]	15-→				650 D PP465B1	580 D PP458B1				
Klasa GLK [204]	08-14				560 B PP456B1	450 B PP445B1		560 PHA56B1	450 PHA45B1	
[204]	14-→				560 D PP456B1	480 D PP448B1				

1) - do ramienia metalowego / for metal arm only

2) - A X wykonanie specjalne - odwrócony spoiler / special version - inverted spoiler

3) - Y wykonanie specjalne - pióro asymetryczne / special version - asymmetric wiper

4) - X odwrotny montaż adaptora / reverse assembly of adaptor

5) - pióro + ramię metalowe - na tylną szybę / wiper blade + metal arm - for rear windshield

6) - pióro + spryskiwacz montowany na pręt ramienia / wiper blade + sprinker assembled on arm bar

7) - wykonanie specjalne - do pręta ramienia 12x4 / special version - for arm bar 12x4 arm



SAMOCODY OSOBOWE / PASSENGER CARS

		PIÓRA STANDARD / STANDARD WIPER BLADES			PIÓRA PŁASKIE – TYPU A, B, C, D, D1, E / FLAT WIPER BLADES – TYPE A, B, C, D, D1, E			PIÓRA HYBRYDOWE / HYBRID WIPER BLADES		
		Nr katalogowy No.	Nr katalogowy No.	Nr katalogowy No.	Nr katalogowy No.	Nr katalogowy No.	Nr katalogowy No.	Nr katalogowy No.	Nr katalogowy No.	
Klasa MB 100D	87–96	510 PA51K1X	510 PA51K1X		510 A PPA51B1	510 A PPA51B1		510 PHA51B1	510 PHA51B1	
Klasa ML [163]	98–05	560 PA56K1X	560 PA56K1X	380 ¹⁾ PX38K1X	560 A PPA56B1	560 A PPA56B1	380 A ¹⁾ PPA38B1	560 PHA56B1	560 PHA56B1	
[164]	05–11				700 C PP470B1	530 C PP453B1				
[166]	11–15				650 D PP465B1	580 D PP458B1				
Klasa R [251]	05–12				700 C PP470B1	530 C PP453B1				
Klasa S [126]	79–96	530 PA53K1X	530 PA53K1X		530 A PPA53B1	530 A PPA53B1		530 PHA53B1	530 PHA53B1	
[220]	00–06				650 B PP465B1	650 B PP465B1		650 PHA65B1	650 PHA65B1	
[221]	05–13				650 B PP465B1	650 B PP465B1		650 PHA65B1	650 PHA65B1	
Klasa SL [129]	89–01	600 PA60K1X			600 A PPA60B1			600 PHA60B1		
[230]	01–12				650 B PP465B1	650 B PP465B1		650 PHA65B1	650 PHA65B1	
Klasa SLC [172]	15→				560 C PP456B1	560 C PP456B1				
Klasa SLK [170]	96–04	560 PA56K1X	560 PA56K1X		560 A PPA56B1	560 A PPA56B1		560 PHA56B1	560 PHA56B1	
[171]	04–11				560 C PP456B1	560 C PP456B1				
[172]	11–15				560 C PP456B1	560 C PP456B1				
Sprinter [T1N]	95–06	600 PA60K1X	530 PA53K1X		600 A PPA60B1	530 A PPA53B1		600 PHA60B1	530 PHA53B1	
[NCV3]	06→				650 C PP465B1	600 C PP460B1				
Sprinter Classic [909]	13→	600 PA60K1X	530 PA53K1X		600 A PPA60B1	530 A PPA53B1		600 PHA60B1	530 PHA53B1	
Vaneo	02–04	650 PA65K1X	560 PA56K1X		650 A PPA65B1	560 A X ²⁾ PPA56BX		650 PHA65B1	560 PHA56B1	
	04–05				650 C PP465B1	580 C X ⁴⁾ PP458B1				
Viano [639TON]	03–05	700 ⁶⁾ P170F1S	650 ⁶⁾ P165F1S							
[639TON]	05–14				700 C PP470B1	650 C PP465B1				
Vito [638]	05–14				700 C PP470B1	650 C PP465B1				

MG

MG 6	10→				600 C PP460B1	450 C PP445B1			
MGF	95–02	510 PA51K1X	510 PA51K1X		510 A PPA51B1	510 A PPA51B1		510 PHA51B1	510 PHA51B1
MGTF	02→	510 PA51K1X	510 PA51K1X		510 A PPA51B1	510 A PPA51B1		510 PHA51B1	510 PHA51B1
ZR	01–05	450 PA45K1X	450 PA45K1X		450 A PPA45B1	450 A PPA45B1		450 PHA45B1	450 PHA45B1
ZS	01–05	510 PA51K1X	450 PA45K1X		510 A PPA51B1	450 A PPA45B1		510 PHA51B1	450 PHA45B1
ZT	01–05	560 PA56K1X	560 PA56K1X		560 A PPA56B1	560 A PPA56B1		560 PHA56B1	560 PHA56B1

MINI

Clubman [R55]	07–12	450 PA45K1X	450 PA45K1X		450 A PPA45B1	450 A PPA45B1		450 PHA45B1	450 PHA45B1
[R55]	12–14				450 E PP445B1	480 E PP448B1			
Clubvan [R55]	13–14				450 E PP445B1	480 E PP448B1			
Countryman [R60]	10→				480 C PP448B1	510 C PP451B1			
Coupe [R58]	11→				510 C PP451B1	510 C PP451B1			
Coupe Roadster [R59]	12→				510 C PP451B1	510 C PP451B1			
Mini Clubman [F54]	15→				560 D1 PP456B1	510 D1 PP451B1			
One/Cooper/Cooper S [R50,R53]	01–06	450 PA45K1X	480 PA48K1X		450 A PPA45B1	480 A PPA48B1		450 PHA45B1	480 PHA48B1
[R56]	06–12	450 PA45K1X	480 PA48K1X		450 A PPA45B1	480 A PPA48B1		450 PHA45B1	480 PHA48B1
[R56]	12–14				450 E PP445B1	480 E PP448B1			
[F55,F56]	13→	450 PA45K1X	480 PA48K1X		450 A PPA45B1	480 A PPA48B1		450 PHA45B1	480 PHA48B1
Paceman [R61]	13→				480 C PP448B1	510 C PP451B1			

MITSUBISHI

3000 GT	91–01	530 PA53K1X	510 PA51K1X		530 A PPA53B1	510 A PPA51B1		530 PHA53B1	510 PHA51B1
ASX [GA]	10→	600 PA60K1X	530 PA53K1X		600 A PPA60B1	530 A PPA53B1		600 PHA60B1	530 PHA53B1
Canter	88–96	450 PA45K1X	450 PA45K1X		450 A PPA45B1	450 A PPA45B1		450 PHA45B1	450 PHA45B1
	96–03	510 PA51K1X	510 PA51K1X						
Canter Fuso	03→	510 PA51K1X	510 PA51K1X		510 A PPA51B1	510 A PPA51B1		510 PHA51B1	510 PHA51B1
Carisma [DA1A]	95–99	530 PA53K1X	510 PA51K1X	510 ¹⁾ PA51K1X	530 A PPA53B1	510 A PPA51B1	510 A ¹⁾ PPA51B1	530 PHA53B1	510 PHA51B1
[DA2A]	99–04	530 PA53K1X	510 PA51K1X	560 ¹⁾ PA56K1X	530 A PPA53B1	510 A PPA51B1	560 A ¹⁾ PPA56B1	530 PHA53B1	510 PHA51B1
Colt [CA0,C50]	88–96	510 PA51K1X	450 PA45K1X	380 ¹⁾ PX38K1X	510 A PPA51B1	450 A PPA45B1	380 A ¹⁾ PPA38B1	510 PHA51B1	450 PHA45B1
[CJ0]	95–03	530 PA53K1X	480 PA48K1X	350 ¹⁾ PX35K1X	530 A PPA53B1	480 A PPA48B1	350 A ¹⁾ PPA35B1	530 PHA53B1	480 PHA48B1

1) – do ramienia metalowego / for metal arm only

2) – A X wykonanie specjalne – odwrócony spoiler / special version – inverted spoiler

3) – Y wykonanie specjalne – pióro asymetryczne / special version – asymmetric wiper

4) – X odwrótny montaż adaptora / reverse assembly of adaptor

5) – pióro + ramię metalowe – na tylną szybę / wiper blade + metal arm – for rear windshield

6) – pióro + spryskiwacz montowany na pręt ramienia / wiper blade + sprinkler assembled on arm bar

7) – wykonanie specjalne – do pręta ramienia 12x4 / special version – for arm bar 12x4 arm



SAMOCZODY OSOBOWE / PASSENGER CARS



Leaf	10→	PIÓRA STANDARD / STANDARD WIPER BLADES				PIÓRA PŁASKIE - TYPU A, B, C, D, D1, E / FLAT WIPER BLADES - TYPE A, B, C, D, D1, E				PIÓRA HYBRYDOWE / HYBRID WIPER BLADES			
Maxima [J30]	88-95	510	PA51K1X	510	PA51K1X	510 A	PPA51B1	510 A	PPA51B1	510	PHA51B1	510	PHA51B1
[A34]	03-08	650	PA65K1X	410	PA41K1X	650 A	PPA65B1	410 A	PPA41B1	650	PHA65B1	410	PHA41B1
Maxima QX [A32]	94-00	560	PA56K1X	530	PA53K1X	560 A	PPA56B1	530 A	PPA53B1	560	PHA56B1	530	PHA53B1
[CA33]	00-06	650	PA65K1X	450	PA45K1X	650 A	PPA65B1	450 A	PPA45B1	650	PHA65B1	450	PHA45B1
Micra [K10]	82-92	450	PA45K1X	450	PA45K1X	450 A	PPA45B1	450 A	PPA45B1	450 A ¹⁾	PPA45B1	450	PHA45B1
[K11]	92-02	510	PA51K1X	450	PA45K1X	510 A	PPA51B1	450 A	PPA45B1	510 A ¹⁾	PPA45B1	510	PHA51B1
[K12]	02-10	530	PA53K1X	450	PA45K1X	530 A	PPA53B1	450 A	PPA45B1	530 A	PPA53B1	450	PHA45B1
[K13]	10→	530	PA53K1X	350	PX35K1X	530 A	PPA53B1	350 A	PPA35B1	530 A	PPA53B1	350	PHA35B1
Murano [Z50]	02-08	650	PA65K1X	450	PA45K1X	650 A	PPA65B1	450 A	PPA45B1	650 A	PPA65B1	450	PHA45B1
[Z51]	08→	650	PA65K1X	410	PA41K1X	650 A	PPA65B1	410 A	PPA41B1	650 A	PPA65B1	410	PHA41B1
Navara [D22]	97-04	480	PA48K1X	480	PA48K1X	480 A	PPA48B1	480 A	PPA48B1	480 A	PPA48B1	480	PHA48B1
[D40]	05-15	600	PA60K1X	480	PA48K1X	600 A	PPA60B1	480 A	PPA48B1	600 A	PPA60B1	480	PHA48B1
[D23]	15→	600	PA60K1X	410	PA41K1X	600 A	PPA60B1	410 A	PPA41B1	600 A	PPA60B1	410	PHA41B1
Note [E11]	05-14					600 A	PPA60B1	350 A	PPA35B1	600 A	PPA60B1	350	PHA35B1
[E12]	13→	650	PA65K1X	280	PX28K1X	650 A	PPA65B1	280 A	PPA28B1	650 A	PPA65B1	280 A	PPA28B1
NP300	08→	600	PA60K1X	480	PA48K1X	600 A	PPA60B1	480 A	PPA48B1	600 A	PPA60B1	480	PHA48B1
NV200 / Evalia [M20]	09→	560	PA56K1X	410	PA41K1X	560 A	PPA56B1	410 A	PPA41B1	560 A	PPA56B1	410	PHA41B1
NV400 [X62]	11→	650	PA65K1X	650	PA65K1X	650 A	PPA65B1	650 A	PPA65B1	650 A	PPA65B1	650	PHA65B1
Pathfinder [R50]	97-04	560	PA56K1X	510	PA51K1X	560 A	PPA56B1	510 A	PPA51B1	560 A	PPA56B1	510	PHA51B1
[R51]	05-13	600	PA60K1X	480	PA48K1X	600 A	PPA60B1	480 A	PPA48B1	600 A	PPA60B1	480	PHA48B1
[R52]	14→	650	PA65K1X	430	PA43K1X	650 A	PPA65B1	430 A	PPA43B1	650 A	PPA65B1	430	PHA43B1
Patrol [260]	89-05	480	PA48K1X	480	PA48K1X	480 A	PPA48B1	480 A	PPA48B1	480 A	PPA48B1	480	PHA48B1
[Y62]	10→	600	PA60K1X	450	PA45K1X	600 A	PPA60B1	450 A	PPA45B1	600 A	PPA60B1	450	PHA45B1
Patrol GR [Y60]	88-97	480	PA48K1X	480	PA48K1X	480 A	PPA48B1	480 A	PPA48B1	480 A	PPA48B1	480	PHA48B1
[Y61]	97-10	510	PA51K1X	510	PA51K1X	510 A	PPA51B1	510 A	PPA51B1	380 A ¹⁾	PPA38B1	510	PHA51B1
PickUp [D21]	87-98	480	PA48K1X	480	PA48K1X	480 A	PPA48B1	480 A	PPA48B1	480 A	PPA48B1	480	PHA48B1
[D22]	97→	480	PA48K1X	480	PA48K1X	480 A	PPA48B1	480 A	PPA48B1	480 A	PPA48B1	480	PHA48B1
Pixo [UAO]	09→	530	PA53K1X	350	PX35K1X	530 A	PPA53B1	350 A	PPA35B1	530 A	PPA53B1	350	PHA35B1
Prairie Pro	92-95	560	PA56K1X	560	PA56K1X	560 A	PPA56B1	560 A	PPA56B1	410 A ¹⁾	PPA41B1	560	PHA56B1
Primastar [X83]	02→	600	PA60K1X	530	PA53K1X	600 A	PPA60B1	530 A	PPA53B1	600 A	PPA60B1	530	PHA53B1
Primera [P10]	90-96	530	PA53K1X	480	PA48K1X	530 A	PPA53B1	480 A	PPA48B1	510 A ¹⁾	PPA51B1	530	PHA53B1
[P11]	95-02	530	PA53K1X	510	PA51K1X	530 A	PPA53B1	510 A	PPA51B1	530 A ¹⁾	PPA53B1	510	PHA51B1
[P12]	01-08	650	PA65K1X	450	PA45K1X	650 A	PPA65B1	450 A	PPA45B1	650 A	PPA65B1	450	PHA45B1
Primera Wagon [W10]	90-97	530	PA53K1X	480	PA48K1X	530 A	PPA53B1	480 A	PPA48B1	350 A ¹⁾	PPA35B1	530	PHA53B1
[P11]	98-01	530	PA53K1X	510	PA51K1X	530 A	PPA53B1	510 A	PPA51B1	380 A ¹⁾	PPA38B1	530	PHA53B1
	01-08	650	PA65K1X	450	PA45K1X	650 A	PPA65B1	450 A	PPA45B1	650 A	PPA65B1	450	PHA45B1
Pulsar [N16]	99-09	560	PA56K1X	410	PA41K1X	560 A	PPA56B1	410 A	PPA41B1	560 A	PPA56B1	410	PHA41B1
[C13]	14→					650 D	PP465B1	350 D	PP435B1	650 D	PP465B1	350 D	PP435B1
Qashqai [J10]	06-14					600 C	PP460B1	380 C	PP438B1	600 C	PP460B1	380 C	PP438B1
[J11]	13→	650	PA65K1X	430	PA43K1X	650 A	PPA65B1	430 A	PPA43B1	650 A	PPA65B1	430	PHA43B1
Qashqai+2 [JJ10]	08-13					600 C	PP460B1	380 C	PP438B1	600 C	PP460B1	380 C	PP438B1
Quest [V40]	92-98	560	PA56K1X	560	PA56K1X	560 A	PPA56B1	560 A	PPA56B1	560 A	PPA56B1	560	PHA56B1
[V42]	03-09	700	PA70K1X	450	PA45K1X	700 A	PPA70B1	450 A	PPA45B1	700 A	PPA70B1	450	PHA45B1
Sentra [N16]	99-09	560	PA56K1X	410	PA41K1X	560 A	PPA56B1	410 A	PPA41B1	560 A	PPA56B1	410	PHA41B1
[B17]	14→					650 D	PP465B1	350 D	PP435B1	650 D	PP465B1	350 D	PP435B1
Serena	93-02	600	PA60K1X	600	PA60K1X	600 A	PPA60B1	600 A	PPA60B1	410 A ¹⁾	PPA41B1	600	PHA60B1
Sunny [N13]	86-90	480	PA48K1X	480	PA48K1X	480 A	PPA48B1	480 A	PPA48B1	450 A ¹⁾	PPA45B1	480	PHA48B1
[N14]	90-96	530	PA53K1X	480	PA48K1X	530 A	PPA53B1	480 A	PPA48B1	530 A	PPA53B1	480	PHA48B1
Teana [J31]	03-08	600	PA60K1X	480	PA48K1X	600 A	PPA60B1	480 A	PPA48B1	600 A	PPA60B1	480	PHA48B1
[J32]	08-13	650	PA65K1X	410	PA41K1X	650 A	PPA65B1	410 A	PPA41B1	650 A	PPA65B1	410	PHA41B1
Terrano I	88-95	480	PA48K1X	480	PA48K1X	480 A	PPA48B1	480 A	PPA48B1	480 A	PPA48B1	480	PHA48B1
[WD21]	95-06	530	PA53K1X	510	PA51K1X	530 A	PPA53B1	510 A	PPA51B1	530 A	PPA53B1	510	PHA51B1
Terrano II [R20]	93-99	530	PA53K1X	510	PA51K1X	530 A	PPA53B1	510 A	PPA51B1	530 A	PPA53B1	510	PHA51B1
	99-07	530	PA53K1X	510	PA51K1X	530 A	PPA53B1	510 A	PPA51B1	530 A	PPA53B1	510	PHA51B1
Tida I [C11]	07-11	600	PA60K1X	350	PX35K1X	600 A	PPA60B1	350 A	PPA35B1	600 A	PPA60B1	350	PHA35B1
Tida II [C12]	11→	650	PA65K1X	350	PX35K1X	650 A	PPA65B1	350 A	PPA35B1	650 A	PPA65B1	350	PHA35B1

1) - do ramienia metalowego / for metal arm only

2) - A X wykonanie specjalne - odwrócony spoiler / special version - inverted spoiler

3) - Y wykonanie specjalne - pióro asymetryczne / special version - asymmetric wiper

4) - X odwrotny montaż adaptora / reverse assembly of adaptor













5) - pióro + ramię metalowe - na tylną szybę / wiper blade + metal arm - for rear windshield

6) - pióro + spryskiwacz montowany na pręt ramienia / wiper blade + sprinker assembled on arm bar

7) - wykonanie specjalne - do pręta ramienia 12x4 / special version - for arm bar 12x4 arm



SAMOCZODY OSOBOWE / PASSENGER CARS

			
	 Nr katalogowy No.	 Nr katalogowy No.	 Nr katalogowy No.
	 Nr katalogowy No.	 Nr katalogowy No.	 Nr katalogowy No.











OPEL

Adam	13→				650 D PP465B1	410 D PP441B1			
Agila [A]	00-08	510 PA51K1X	450 PA45K1X	330 ¹⁾ PX33K1X	510 A PPA51B1	450 A PPA45B1	330 A ¹⁾ PPA33B1		510 PHA51B1 450 PHA45B1
[B]	08→	560 PA56K1X	410 PA41K1X		560 A PPA56B1	410 A PPA41B1			560 PHA56B1 410 PHA41B1
Ampera	11→				650 D PP465B1	650 D PP465B1			
Antara	06→	600 PA60K1X	410 PA41K1X		600 A PPA60B1	410 A PPA41B1			600 PHA60B1 410 PHA41B1
Arena	98-01	510 PA51K1X	510 PA51K1X		510 A PPA51B1	510 A PPA51B1			510 PHA51B1 510 PHA51B1
Ascona	81-88	450 PA45K1X	450 PA45K1X	480 ¹⁾ PA48K1X	450 A PPA45B1	450 A PPA45B1	480 A ¹⁾ PPA48B1		450 PHA45B1 450 PHA45B1
Astra [F]	91-98	450 PA45K1X	450 PA45K1X	kpl ⁵⁾ W024F1X	450 A PPA45B1	450 A PPA45B1	410 A ¹⁾ PPA41B1		450 PHA45B1 450 PHA45B1
[G]	98-09	510 PA51K1X	480 PA48K1X	410 ¹⁾ PA41K1X	510 A PPA51B1	480 A PPA48B1	410 A ¹⁾ PPA41B1		510 PHA51B1 480 PHA48B1
[H]	04-14				560 B PP456B1	450 B PP445B1			560 PHA56B1 450 PHA45B1
[J]	09-15			kpl ⁵⁾ W036F1X	650 D PP465B1	650 D X ⁴⁾ PP465B1			
[K]	15→				700 D PP470B1	600 D X ⁴⁾ PP460B1			
Astra [H] Caravan	04-14			kpl ⁵⁾ W010F1X	560 B PP456B1	450 B PP445B1			560 PHA56B1 450 PHA45B1
Astra [H] Hatchback	04-14			kpl ⁵⁾ W014F1X	560 B PP456B1	450 B PP445B1			560 PHA56B1 450 PHA45B1
Calibra	90-97	480 PA48K1X	480 PA48K1X	480 ¹⁾ PA48K1X	480 A PPA48B1	480 A PPA48B1	480 A ¹⁾ PPA48B1		480 PHA48B1 480 PHA48B1
Campo	91-01	450 PA45K1X	450 PA45K1X		450 A PPA45B1	450 A PPA45B1			450 PHA45B1 450 PHA45B1
Cascada	13→				650 D PP465B1	650 D PP465B1			
Combo	94-01	450 PA45K1X	450 PA45K1X		450 A PPA45B1	450 A PPA45B1			450 PHA45B1 450 PHA45B1
[Tour]	01-12	510 PA51K1X	410 PA41K1X	350 ¹⁾ PX35K1X	510 A PPA51B1	410 A PPA41B1	350 A ¹⁾ PPA35B1		510 PHA51B1 410 PHA41B1
[D]	12→				600 D PP460B1	410 D PP441B1			
Corsa [A]	82-93	410 PA41K1X	410 PA41K1X	410 ¹⁾ PA41K1X	410 A PPA41B1	410 A PPA41B1	410 A ¹⁾ PPA41B1		410 PHA41B1 410 PHA41B1
[B]	93-00	450 PA45K1X	450 PA45K1X	410 ¹⁾ PA41K1X	450 A PPA45B1	450 A PPA45B1	410 A ¹⁾ PPA41B1		450 PHA45B1 450 PHA45B1
[C]	00-06	510 PA51K1X	430 PA43K1X	kpl ⁵⁾ W022F1X	510 A PPA51B1	430 A PPA43B1			510 PHA51B1 430 PHA43B1
[D]	06-14				650 C PP465B1	410 C PP441B1			
[E]	14→				650 C PP465B1	410 C PP441B1			
Frontera [A]	91-98	480 PA48K1X	480 PA48K1X	280 ¹⁾ PX28K1X	480 A PPA48B1	480 A PPA48B1			480 PHA48B1 480 PHA48B1
[B]	98-04	480 PA48K1X	480 PA48K1X		480 A PPA48B1	480 A PPA48B1			480 PHA48B1 480 PHA48B1
GT [B]	07-09	560 PA41K1X	410 PA41K1X		560 A PPA56B1	410 A PPA41B1			560 PHA56B1 410 PHA41B1
Insignia [68;35]	08→	600 PA60K1X	450 PA45K1X		600 A PPA60B1	450 A PPA45B1			600 PHA60B1 450 PHA45B1
Kadett	84-91	450 PA45K1X	450 PA45K1X	330 ¹⁾ PX33K1X	450 A PPA45B1	450 A PPA45B1	330 A ¹⁾ PPA33B1		450 PHA45B1 450 PHA45B1
Meriva [A]	03-10	600 PA60K1X	600 PA60K1X	380 ¹⁾ PX38K1X	600 A PPA60B1	600 A PPA60B1	380 A ¹⁾ PPA38B1		600 PHA60B1 600 PHA60B1
[B]	10→				700 D PP470B1	580 D X ⁴⁾ PP458B1			
Mokka	12→				650 D PP465B1	350 D PP435B1			
Monterey	92-99	510 PA51K1X	510 PA51K1X	380 ¹⁾ PX38K1X	510 A PPA51B1	510 A PPA51B1	380 A ¹⁾ PPA38B1		510 PHA51B1 510 PHA51B1
Movano [A]	98-10	600 ⁶⁾ P160F1S	600 ⁶⁾ P160F1S		650 A PPA65B1	650 A PPA65B1			650 PHA65B1 650 PHA65B1
[B]	10→	650 PA65K1X	650 PA65K1X		480 A PPA48B1	480 A PPA48B1			480 PHA48B1 480 PHA48B1
Omega [A]	86-94	480 PA48K1X	480 PA48K1X		600 A PPA60B1	480 A PPA48B1			600 PHA60B1 480 PHA48B1
[B]	93-03	600 PA60K1X	480 PA48K1X		600 A PPA60B1	480 A PPA48B1			600 PHA60B1 480 PHA48B1
Omega [A] Caravan	86-94	480 PA48K1X	480 PA48K1X	350 ¹⁾ PX35K1X	480 A PPA48B1	480 A PPA48B1	350 A ¹⁾ PPA35B1		480 PHA48B1 480 PHA48B1
Omega [B] Caravan	93-03	600 PA60K1X	480 PA48K1X	410 ¹⁾ PA41K1X	600 A PPA60B1	480 A PPA48B1	410 A ¹⁾ PPA41B1		600 PHA60B1 480 PHA48B1
Signum	03-08	600 PA60K1X	480 PA48K1X		600 A PPA60B1	480 A PPA48B1			600 PHA60B1 480 PHA48B1
Sintra	96-99	600 PA60K1X	600 PA60K1X		600 A PPA60B1	600 A PPA60B1			600 PHA60B1 600 PHA60B1
Tigra [A]	94-99	450 PA45K1X	450 PA45K1X	510 ¹⁾ PA51K1X	450 A PPA45B1	450 A PPA45B1	510 A ¹⁾ PPA51B1		450 PHA45B1 450 PHA45B1
Tigra Twin Top [B]	04-09	510 PA51K1X	450 PA45K1X		510 A PPA51B1	450 A PPA45B1			510 PHA51B1 450 PHA45B1
Vectra [A]	88-95	480 PA48K1X	480 PA48K1X	480 ¹⁾ PA48K1X	480 A PPA48B1	480 A PPA48B1	480 A ¹⁾ PPA48B1		480 PHA48B1 480 PHA48B1
[B]	95-03	480 PA48K1X	480 PA48K1X	410 ¹⁾ PA41K1X	480 A PPA48B1	480 A PPA48B1	410 A ¹⁾ PPA41B1		480 PHA48B1 480 PHA48B1

1) - do ramienia metalowego / for metal arm only
 2) - A X wykonanie specjalne - odwrócony spoiler / special version - inverted spoiler
 3) - Y wykonanie specjalne - pióro asymetryczne / special version - asymmetric wiper
 4) - X odwrotny montaż adaptora / reverse assembly of adaptor
 5) - pióro + ramię metalowe - na tylną szybę / wiper blade + metal arm - for rear windshield
 6) - pióro + spryskiwacz montowany na pręcie ramienia / wiper blade + sprinker assembled on arm bar
 7) - wykonanie specjalne - do pręta ramienia 12x4 / special version - for arm bar 12x4 arm



SAMOCHOBY OSOBOWE / PASSENGER CARS

		PIÓRA STANDARD / STANDARD WIPER BLADES			PIÓRA PŁASKIE – TYPU A, B, C, D, D1, E / FLAT WIPER BLADES – TYPE A, B, C, D, D1, E			PIÓRA HYBRYDOWE / HYBRID WIPER BLADES		
										
		Nr katalogowy No.	Nr katalogowy No.	Nr katalogowy No.	Nr katalogowy No.	Nr katalogowy No.	Nr katalogowy No.	Nr katalogowy No.	Nr katalogowy No.	
[C]	01–08	600 PA60K1X	480 PA48K1X		600 A PPA60B1	480 A PPA48B1		600 PHA60B1	480 PHA48B1	
Vectra [B] Caravan	95–03	480 PA48K1X	480 PA48K1X	350 ¹⁾ PX35K1X	480 A PPA48B1	480 A PPA48B1	350 A ¹⁾ PPA35B1	480 PHA48B1	480 PHA48B1	
Vectra [C] Caravan	03–08	600 PA60K1X	480 PA48K1X	kpl ⁵⁾ W021F1X	600 A PPA60B1	480 A PPA48B1		600 PHA60B1	480 PHA48B1	
Vivaro [A]	01–14	600 PA60K1X	530 PA53K1X		600 A PPA60B1	530 A PPA53B1		600 PHA60B1	530 PHA53B1	
[B]	14→				650 D PP465B1	480 D PP448B1				
Zafira [A]	99–05	600 PA60K1X	560 PA56K1X	kpl ⁵⁾ W023F1X	600 A PPA60B1	560 A X ²⁾ PPA56BX		600 PHA60B1	560 PHA56B1	
[B]	05–14				700 C PP470B1	560 C X ⁴⁾ PP456B1				

PEUGEOT

1007 [A08]	05–11	600 PA60K1X	450 PA45K1X		600 A PPA60B1	450 A PPA45B1		600 PHA60B1	450 PHA45B1	
106 [S1;S2]	91–05	510 PA51K1X	450 PA45K1X	410 ¹⁾ PA41K1X	510 A PPA51B1	450 A PPA45B1	410 A ¹⁾ PPA41B1	510 PHA51B1	450 PHA45B1	
107 [B0]	05–14				650 A PPA65B1					
108 [B3]	14→				650 C PP465B1					
2008	13→				650 D PP465B1	410 D PP441B1				
205	83–98	450 PA45K1X	450 PA45K1X	450 ¹⁾ PA45K1X	450 A PPA45B1	450 A PPA45B1	450 A ¹⁾ PPA45B1	450 PHA45B1	450 PHA45B1	
206 [T1]	98–12	650 PA65K1X	410 PA41K1X	kpl ⁵⁾ W015F1X	650 A PPA65B1	410 A PPA41B1		650 PHA65B1	410 PHA41B1	
206 CC [T1]	00–08	650 PA65K1X	410 PA41K1X		650 A PPA65B1	410 A PPA41B1		650 PHA65B1	410 PHA41B1	
206 SW [T1]	02–06	650 PA65K1X	410 PA41K1X		650 A PPA65B1	410 A PPA41B1		650 PHA65B1	410 PHA41B1	
206+ [T3]	09–12	650 PA65K1X	410 PA41K1X	kpl ⁵⁾ W015F1X	650 A PPA65B1	410 A PPA41B1		650 PHA65B1	410 PHA41B1	
207 [A7]	06–12				650 B PP465B1	430 B Y ³⁾ PPB43BY				
207 CC [A7]	07–15				650 B PP465B1	430 B Y ³⁾ PPB43BY				
207 SW [A7]	07–13				650 B PP465B1	430 B Y ³⁾ PPB43BY				
207+ [A7]	12–15				650 B PP465B1	430 B Y ³⁾ PP443BY		650 PHA65B1	430 PHA43B1	
208	12→				650 D PP465B1	410 D PP441B1				
301	12→				600 E PP460B1	410 E PP441B1				
305	82–90	450 PA45K1X	450 PA45K1X		450 A PPA45B1	450 A PPA45B1		450 PHA45B1	450 PHA45B1	
305 combi	82–90	450 PA45K1X	450 PA45K1X	450 ¹⁾ PA45K1X	450 A PPA45B1	450 A PPA45B1	450 A ¹⁾ PPA45B1	450 PHA45B1	450 PHA45B1	
306 [N3]	93–97	560 PA56K1X	510 PA51K1X	510 ¹⁾ PA51K1X	560 A PPA56B1	510 A PPA51B1	510 A ¹⁾ PPA51B1	560 PHA56B1	510 PHA51B1	
[N5]	97–03	560 PA56K1X	510 PA51K1X		560 A PPA56B1	510 A PPA51B1		560 PHA56B1	510 PHA51B1	
306 Break [N5]	97–02	560 PA56K1X	510 PA51K1X		560 A PPA56B1	510 A PPA51B1		560 PHA56B1	510 PHA51B1	
307 [T5]	01–05	700 PA70K1X	650 PA65K1X	kpl ⁵⁾ W037F1X	700 A PPA70B1	650 A X ²⁾ PPA65BX		700 PHA70B1	650 PHA65B1	
[T6]	05–07			kpl ⁵⁾ W037F1X	700 C PP470B1	650 C X ⁴⁾ PP465B1				
307 Break/SW [T5]	02–05	700 PA70K1X	650 PA65K1X		700 A PPA70B1	650 A X ²⁾ PPA65BX		700 PHA70B1	650 PHA65B1	
[T6]	05–09				700 C PP470B1	650 C X ⁴⁾ PP465B1				
307 CC [T5;T6]	03–09				700 C PP470B1	650 C X ⁴⁾ PP465B1				
308 CC [T7]	09→				700 D PP470B1	650 D PP465B1				
308 I [T7]	07–13				700 D PP470B1	650 D X ⁴⁾ PP465B1				
308 II [T9]	13→				600 D PP460B1	450 D PP445B1				
308 II SW [T9]	14→				600 D PP460B1	450 D PP445B1				
308 SW I [T7]	08–14				700 D PP470B1	650 D X ⁴⁾ PP465B1				
309	85–93	450 PA45K1X	450 PA45K1X	450 ¹⁾ PA45K1X	450 A PPA45B1	450 A PPA45B1	450 A ¹⁾ PPA45B1	450 PHA45B1	450 PHA45B1	
4007 [I3]	07–12	600 PA60K1X	530 PA53K1X		600 A PPA60B1	530 A PPA53B1		600 PHA60B1	530 PHA53B1	
4008	12→	600 PA60K1X	530 PA53K1X		600 A PPA60B1	530 A PPA53B1		600 PHA60B1	530 PHA53B1	
405 [4; 15]	87–97	560 PA56K1X	560 PA56K1X		560 A PPA56B1	560 A PPA56B1		560 PHA56B1	560 PHA56B1	
405 Break [4; 15]	87–97	560 PA56K1X	560 PA56K1X	330 ¹⁾ PX33K1X	560 A PPA56B1	560 A PPA56B1	330 A ¹⁾ PPA33B1	560 PHA56B1	560 PHA56B1	
406 [D8; D9]	95–04	600 PA60K1X	560 PA56K1X		600 A PPA60B1	560 A PPA56B1		600 PHA60B1	560 PHA56B1	
406 Break [D8; D9]	96–04	600 PA60K1X	560 PA56K1X		600 A PPA60B1	560 A PPA56B1		600 PHA60B1	560 PHA56B1	
406 Coupe [D8; D9]	97–05	650 PA65K1X	510 PA51K1X		650 A PPA65B1	510 A PPA51B1		650 PHA65B1	510 PHA51B1	
407 [D2]	04–11				700 B PP470B1	700 B PP470B1		700 PHA70B1	700 PHA70B1	
407 Coupe [D2]	05–11				700 B PP470B1	700 B PP470B1		700 PHA70B1	700 PHA70B1	
407 SW [D2]	04–11				700 B PP470B1	700 B PP470B1		700 PHA70B1	700 PHA70B1	
505	79–92	450 PA45K1X	450 PA45K1X		450 A PPA45B1	450 A PPA45B1		450 PHA45B1	450 PHA45B1	
505 combi	79–92	450 PA45K1X	450 PA45K1X	450 ¹⁾ PA45K1X	450 A PPA45B1	450 A PPA45B1	450 A ¹⁾ PPA45B1	450 PHA45B1	450 PHA45B1	
508	10→				650 D PP465B1	650 D X ⁴⁾ PP465B1				
508 RXH	11→				650 D PP465B1	650 D X ⁴⁾ PP465B1				
508 SW	10→				650 D PP465B1	650 D X ⁴⁾ PP465B1				

1) – do ramienia metalowego / for metal arm only

2) – A X wykonanie specjalne – odwrócony spoiler / special version – inverted spoiler

3) – Y wykonanie specjalne – pióro asymetryczne / special version – asymmetric wiper

4) – X odwrotny montaż adaptora / reverse assembly of adaptor











5) – pióro + ramię metalowe – na tylną szybę / wiper blade + metal arm – for rear windshield

6) – pióro + spryskiwacz montowany na pręt ramienia / wiper blade + sprinkler assembled on arm bar

7) – wykonanie specjalne – do pręta ramienia 12x4 / special version – for arm bar 12x4 arm



SAMOCHOODY OSOBOWE / PASSENGER CARS

PIÓRA STANDARD / STANDARD WIPER BLADES		PIÓRA PŁASKIE – TYPU A, B, C, D, D1, E / FLAT WIPER BLADES – TYPE A, B, C, D, D1, E		PIÓRA HYBRYDOWE / HYBRID WIPER BLADES			
							
	 Nr katalogowy / No.	 Nr katalogowy / No.	 Nr katalogowy / No.	 Nr katalogowy / No.	 Nr katalogowy / No.		
605	89–00	560 PA56K1X	560 PA56K1X	560 A PPA56B1	560 A PPA56B1	560 PHA56B1	560 PHA56B1
806 [U60]	94–02	650 PA65K1X	510 PA51K1X	650 A PPA65B1	510 A PPA51B1	650 PHA65B1	510 PHA51B1
807 [V2]	02–05	650 ⁶⁾ P165F1S	650 ⁶⁾ P165F1S				
[V2]	05–13	650 PA65K1X	650 PA65K1X	650 A PPA65B1	650 A X ²⁾ PPA65BX	650 PHA65B1	650 PHA65B1
Beeper [A9]	08→			650 E PP465B1	480 E PP448B1		
Boxer [U3; U5]	94–06	560 PA56K1X	560 PA56K1X	560 A PPA56B1	560 A PPA56B1	560 PHA56B1	560 PHA56B1
[U9]	06→			650 D PP465B1	560 D PP456B1		
Expert [U64]	95–07	650 PA65K1X	510 PA51K1X	650 A PPA65B1	510 A PPA51B1	410 A ¹⁾ PPA41B1	650 PHA65B1
[G9]	07→	700 PA70K1X	510 PA51K1X	700 A PPA70B1	510 A PPA51B1	700 PHA70B1	510 PHA51B1
Express	82–94	510 PA51K1X	510 PA51K1X	510 A PPA51B1	510 A PPA51B1	380 A ¹⁾ PPA38B1	510 PHA51B1
iOn	11→	700 PA70K1X		700 A PPA70B1		700 PHA70B1	
J5	81–94	510 PA51K1X	510 PA51K1X	510 A PPA51B1	510 A PPA51B1	510 PHA51B1	510 PHA51B1
Partner [M4]	96–02	560 PA56K1X	560 PA56K1X	560 A PPA56B1	560 A PPA56B1	350 A ¹⁾ PPA35B1	560 PHA56B1
Partner I [M5]	02–09	560 PA56K1X	560 PA56K1X	560 A PPA56B1	560 A PPA56B1	560 PHA56B1	560 PHA56B1
Partner II [B9]	08→			650 D PP465B1	410 D PP441B1		
RCZ [T75]	10→			650 D PP465B1	650 D X ⁴⁾ PP465B1		

PIAGGIO

Apetruk	07→	410 PA41K1X	410 PA41K1X				
Porter / Tipper / Quargo	98→	410 PA41K1X	410 PA41K1X	410 A PPA41B1	410 A PPA41B1	410 PHA41B1	410 PHA41B1

PORSCHE

911 [993]	93–97	450 PA45K1X	410 PA41K1X				
[996]	97–06	560 PA56K1X	530 PA53K1X	560 A PPA56B1	530 A PPA53B1	560 PHA56B1	530 PHA53B1
[997; 997GT3]	04–12	560 PA56K1X	530 PA53K1X	560 A PPA56B1	530 A PPA53B1	560 PHA56B1	530 PHA53B1
[991]	11→			530 D1 PP453B1	560 D1 PP456B1		
Boxster [986; 987]	96–12	560 PA56K1X	510 PA51K1X	560 A PPA56B1	510 A PPA51B1	560 PHA56B1	510 PHA51B1
[981]	12→			530 D1 PP453B1	560 D1 PP456B1		
Cayenne [9PA]	02–10			650 B PP465B1	650 B PP465B1	650 PHA65B1	650 PHA65B1
[92A]	10→			650 B PP465B1	650 B PP465B1	650 PHA65B1	650 PHA65B1
Cayman [987C]	05–12	560 PA56K1X	530 PA53K1X	560 A PPA56B1	530 A PPA53B1	560 PHA56B1	530 PHA53B1
[981C]	13→			530 D1 PP453B1	560 D1 PP456B1		
Macan [95B]	14→			600 D1 PP460B1	510 D1 PP451B1		
Panamera [970]	09–13	600 PA60K1X	530 PA53K1X	600 A PPA60B1	530 A PPA53B1	600 PHA60B1	530 PHA53B1
[970]	13→			600 D1 PP460B1	510 D1 PP451B1		

RENAULT

Captur [J5]	13–16			650 E PP465B1	350 E PP435B1		
Clio I	90–94	450 PA45K1X	450 PA45K1X	450 A PPA45B1	450 A PPA45B1	410 A ¹⁾ PPA41B1	450 PHA45B1
[X57]	94–98	510 PA51K1X	510 PA51K1X	510 A PPA51B1	510 A PPA51B1	410 A ¹⁾ PPA41B1	510 PHA51B1
Clio II [BB/CB/SB]	98–09	530 PA53K1X	450 PA45K1X	530 A PPA53B1	450 A PPA45B1		530 PHA53B1
Clio II Campus [BB/CB/SB]	09–12			510 E PP451B1	450 E PP445B1		
Clio III [BR/CR]	05–14			600 E PP460B1	410 E PP441B1		
Clio III Grandtour [KR]	07–13			600 E PP460B1	410 E PP441B1		
Clio IV [BH]	12→			650 E PP465B1	350 E PP435B1		
Clio IV Grandtour [KH]	12→			650 E PP465B1	350 E PP435B1		
Duster [HS]	11–14	510 PA51K1X	510 PA51K1X	510 A PPA51B1	510 A PPA51B1	510 PHA51B1	510 PHA51B1
[HS]	14→	600 PA60K1X	450 PA45K1X	600 A PPA60B1	450 A PPA45B1	600 PHA60B1	450 PHA45B1
Espace II [J63]	91–96	600 ⁶⁾ P160F1S	600 ⁶⁾ P160F1S				
Express / Rapid	85–97	450 PA45K1X	450 PA45K1X	450 A PPA45B1	450 A PPA45B1	410 A ¹⁾ PPA41B1	450 PHA45B1
Fluence [L38]	09→			600 E PP460B1	410 E PP441B1		
Grand Scenic II [JM]	04–09			650 E PP465B1	560 E PP456B1		
Kadjar [HL]	15→	650 PA65K1X	410 PA41K1X	650 A PPA65B1	410 A PPA41B1	650 PHA65B1	410 PHA41B1
Kangoo	08→	560 PA56K1X	560 PA56K1X	560 A PPA56B1	560 A PPA56B1	560 PHA56B1	560 PHA56B1
Kangoo I [FC]	97–03	510 PA51K1X	510 PA51K1X	510 A PPA51B1	510 A PPA51B1	350 A ¹⁾ PPA35B1	510 PHA51B1
[FC]	03–08	510 PA51K1X	510 PA51K1X	510 A PPA51B1	510 A PPA51B1	510 PHA51B1	510 PHA51B1
Kangoo II [FW/KW]	08→	560 PA56K1X	530 PA53K1X	580 E PP458B1	530 E PP453B1	560 PHA56B1	530 PHA53B1

1) – do ramienia metalowego / for metal arm only

2) – A X wykonanie specjalne – odwrócony spoiler / special version – inverted spoiler

3) – Y wykonanie specjalne – pióro asymetryczne / special version – asymmetric wiper

4) – X odwrótny montaż adaptora / reverse assembly of adaptor

5) – pióro + ramię metalowe – na tylną szybę / wiper blade + metal arm – for rear windshield

6) – pióro + spryskiwacz montowany na pręt ramienia / wiper blade + sprinkler assembled on arm bar

7) – wykonanie specjalne – do pręta ramienia 12x4 / special version – for arm bar 12x4 arm



SAMOCHODY OSOBOWE / PASSENGER CARS



PIÓRA STANDARD / STANDARD WIPER BLADES



PIÓRA PŁASKIE – TYPU A, B, C, D, D1, E / FLAT WIPER BLADES – TYPE A, B, C, D, D1, E



PIÓRA HYBRYDOWE / HYBRID WIPER BLADES



Koleos [HY]	08→					600 C	PP460B1	480 C	PP448B1								
Laguna I [B56; 556]	94-01	600	PA60K1X	450	PA45K1X	600 A	PPA60B1	450 A	PPA45B1			600	PHA60B1	450	PHA45B1		
Laguna I Grandtour [A56; K56; 556]	95-01	600	PA60K1X	450	PA45K1X	350 ¹⁾	PX35K1X	600 A	PPA60B1	450 A	PPA45B1	350 A ¹⁾	PPA35B1	600	PHA60B1	450	PHA45B1
Laguna II [BG]	01-07	600	PA60K1X	510	PA51K1X	600 A	PPA60B1	510 A	PPA51B1			600	PHA60B1	510	PHA51B1		
Laguna II Grandtour [KG]	01-07	600	PA60K1X	510	PA51K1X	600 A	PPA60B1	510 A	PPA51B1			600	PHA60B1	510	PHA51B1		
Laguna III [BT]	07→					650 E	PP465B1	410 E	PP441B1								
Laguna III Coupe [DT]	08→					650 E	PP465B1	410 E	PP441B1								
Laguna III Grandtour [KT]	07→					650 E	PP465B1	410 E	PP441B1								
Latitude	10→	600	PA60K1X	410	PA41K1X	600 A	PPA60B1	410 A	PPA41B1			600	PHA60B1	410	PHA41B1		
Logan I [LS]	04-12	510	PA51K1X	510	PA51K1X	510 A	PPA51B1	510 A	PPA51B1			510	PHA51B1	510	PHA51B1		
Logan II [LB]	12-15	530	PA53K1X	510	PA51K1X	530 A	PPA53B1	510 A	PPA51B1			530	PHA53B1	510	PHA51B1		
[LB]	15→					560 E	PP456B1	480 E	PP448B1								
Logan MCV [KS/FS]	07→	510	PA51K1X	510	PA51K1X	510 A	PPA51B1	510 A	PPA51B1			510	PHA51B1	510	PHA51B1		
Master II [X70]	97-10	600 ⁶⁾	P160F1S	600 ⁶⁾	P160F1S												
Master III	10→	650	PA65K1X	650	PA65K1X	650 A	PPA65B1	650 A	PPA65B1			650	PHA65B1	650	PHA65B1		
Megan I [X64]	96-02	560	PA56K1X	510	PA51K1X	560 A	PPA56B1	510 A	PPA51B1								
Megane I Cabrio/Classic/Coupe [X64]	96-03	560	PA56K1X	510	PA51K1X	510 ¹⁾	PA51K1X	560 A	PPA56B1	510 A	PPA51B1	510 A ¹⁾	PPA51B1	560	PHA56B1	510	PHA51B1
Megane I Grandtour [X64]	98-03	560	PA56K1X	510	PA51K1X	350 ¹⁾	PX35K1X	560 A	PPA56B1	510 A	PPA51B1	350 A ¹⁾	PPA35B1	560	PHA56B1	510	PHA51B1
Megane II [LM]	02-06	600	PA60K1X	450	PA45K1X	600 A	PPA60B1	450 A	PPA45B1			600	PHA60B1	450	PHA45B1		
[LM]	06-09					600 E	PP460B1	450 E	PP445B1								
Megane II Cabrio [EM]	03-06	600	PA60K1X	450	PA45K1X	600 A	PPA60B1	450 A	PPA45B1			600	PHA60B1	450	PHA45B1		
[EM]	06-10					600 E	PP460B1	450 E	PP445B1								
Megane II Grandtour [KM]	03-06	600	PA60K1X	450	PA45K1X	600 A	PPA60B1	450 A	PPA45B1			600	PHA60B1	450	PHA45B1		
[KM]	06-09					600 E	PP460B1	450 E	PP445B1								
Megane II Hatchback [BM/CM/GM/SM]	02-06	600	PA60K1X	450	PA45K1X	600 A	PPA60B1	450 A	PPA45B1			600	PHA60B1	450	PHA45B1		
[BM/CM/GM/SM]	06-08					600 E	PP460B1	450 E	PP445B1								
Megane III CC [EZ]	10→					600 E	PP460B1	410 E	PP441B1								
Megane III Coupe [DZ]	09→					600 E	PP460B1	410 E	PP441B1								
Megane III Grandtour [KZ]	09→					600 E	PP460B1	410 E	PP441B1								
Megane III Hatchback [BZ]	08→					600 E	PP460B1	410 E	PP441B1								
Megane IV [B9]	15→					600 E	PP460B1	450 E	PP445B1								
Megane IV Grandtour [K9]	15→					600 E	PP460B1	450 E	PP445B1								
Modus [FP/JP]	04→					700 B	PP470B1	650 B	PP465B1			700	PHA70B1	600	PHA60B1		
Modus Grand	08→					700 B	PP470B1	600 B	PP460B1			700	PHA70B1	600	PHA60B1		
R 19	88-96	510	PA51K1X	510	PA51K1X	480 ¹⁾	PA48K1X	510 A	PPA51B1	510 A	PPA51B1	480 A ¹⁾	PPA48B1	510	PHA51B1	510	PHA51B1
R 21	86-95	510	PA51K1X	510	PA51K1X	450 ¹⁾	PA45K1X	510 A	PPA51B1	510 A	PPA51B1	450 A ¹⁾	PPA45B1	510	PHA51B1	510	PHA51B1
R 25	89-92	560	PA56K1X	560	PA56K1X	560 ¹⁾	PA56K1X	560 A	PPA56B1	560 A	PPA56B1	560 A ¹⁾	PPA56B1	560	PHA56B1	560	PHA56B1
R 4	82-94	280	PX28K1X	280	PX28K1X												
R 5	84-96	450	PA45K1X	450	PA45K1X	380 ¹⁾	PX38K1X	450 A	PPA45B1	450 A	PPA45B1	380 A ¹⁾	PPA38B1	450	PHA45B1	450	PHA45B1
Safrane [B54]	92-00	600	PA60K1X	600	PA60K1X	560 ¹⁾	PA56K1X	600 A	PPA60B1	600 A	PPA60B1	560 A ¹⁾	PPA56B1	600	PHA60B1	600	PHA60B1
Sandero I [BS]	09-12	510	PA51K1X	510	PA51K1X	510 A	PPA51B1	510 A	PPA51B1			510	PHA51B1	510	PHA51B1		
Sandero II [B8]	14-15	530	PA53K1X	510	PA51K1X	530 A	PPA53B1	510 A	PPA51B1			530	PHA53B1	510	PHA51B1		
[B8]	15→					560 E	PP456B1	480 E	PP448B1								
Scenic / RX4 [JA]	96-03	600	PA60K1X	410	PA41K1X	600 A	PPA60B1	410 A	PPA41B1			600	PHA60B1	410	PHA41B1		
Scenic II [JM]	04-09					650 E	PP465B1	560 E	PP456B1								
Scenic III [J95]	09→					700 E	PP470B1	650 EX ⁴⁾	PP465B1								
Symbol [LB]	99-07	530	PA53K1X	450	PA45K1X	530 A	PPA53B1	450 A	PPA45B1			530	PHA53B1	450	PHA45B1		
[LU]	08-13					600 E	PP460B1	410 E	PP441B1								
[L8]	13-15	530	PA53K1X	510	PA51K1X	530 A	PPA53B1	510 A	PPA51B1			530	PHA53B1	510	PHA51B1		
[L8]	15→					560 E	PP456B1	480 E	PP448B1								
Talisman	15→					600 E	PP460B1	450 E	PP445B1								
Talisman Grandtour	15→					600 E	PP460B1	450 E	PP445B1								
Thalia I [LB]	00-10	530	PA53K1X	450	PA45K1X	530 A	PPA53B1	450 A	PPA45B1			530	PHA53B1	450	PHA45B1		
Thalia II [LU]	08-13					600 E	PP460B1	410 E	PP441B1								
Traffic	80-89	450	PA45K1X	450	PA45K1X	450 A	PPA45B1	450 A	PPA45B1			450	PHA45B1	450	PHA45B1		
Traffic I	89-01	510	PA51K1X	510	PA51K1X	510 A	PPA51B1	510 A	PPA51B1			510	PHA51B1	510	PHA51B1		
Traffic II [EL/FL/JL]	01-14	600	PA60K1X	530	PA53K1X	600 A	PPA60B1	530 A	PPA53B1			600	PHA60B1	530	PHA53B1		

1) – do ramienia metalowego / for metal arm only

2) – A X wykonanie specjalne – odwrócony spoiler / special version – inverted spoiler

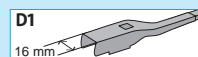
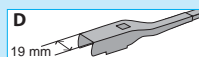
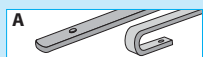
3) – Y wykonanie specjalne – pióro asymetryczne / special version – asymmetric wiper

4) – X odwrotny montaż adaptora / reverse assembly of adaptor


5) – pióro + ramię metalowe – na tylną szybę / wiper blade + metal arm – for rear windshield

6) – pióro + spryskiwacz montowany na pręt ramienia / wiper blade + sprinker assembled on arm bar

7) – wykonanie specjalne – do pręta ramienia 12x4 / special version – for arm bar 12x4 arm



SAMOCZODY OSOBOWE / PASSENGER CARS



Trafic III [EG/FG/JG]	14→					650 D PP465B1	480 D PP448B1			
Twingo I [CO/S0]	93-07	650 PA65K1X				650 AX ²⁾ PPA65BX			650 PHA65B1	
Twingo II [CN/GN]	07-14					600 D PP460B1	410 D PP441B1			
Twingo III [X07]	14→					510 E PP451B1	350 E PP435B1			
Twizy [MA]	12→	450 PA45K1X				450 A PPA45B1				
Wind	10→					600 D PP460B1	410 D PP441B1			
Zoe [BF]	12→					600 D PP460B1	350 D PP435B1			

ROVER

100	90-98	410 PA41K1X	410 PA41K1X	380 ¹⁾ PX38K1X		410 A PPA41B1	410 A PPA41B1	380 A ¹⁾ PPA38B1		410 PHA41B1	410 PHA41B1
200	85-95	450 PA45K1X	450 PA45K1X	450 ¹⁾ PA45K1X		450 A PPA45B1	450 A PPA45B1	450 A ¹⁾ PPA45B1		450 PHA45B1	450 PHA45B1
	95-00	450 PA45K1X	450 PA45K1X	450 ¹⁾ PA45K1X		450 A PPA45B1	450 A PPA45B1	450 A ¹⁾ PPA45B1		450 PHA45B1	450 PHA45B1
25	00-04	450 PA45K1X	450 PA45K1X	450 ¹⁾ PA45K1X		450 A PPA45B1	450 A PPA45B1	450 A ¹⁾ PPA45B1		450 PHA45B1	450 PHA45B1
	04-05	450 PA45K1X	450 PA45K1X			450 A PPA45B1	450 A PPA45B1			450 PHA45B1	450 PHA45B1
400	90-95	450 PA45K1X	450 PA45K1X			450 A PPA45B1	450 A PPA45B1			450 PHA45B1	450 PHA45B1
	95-00	510 PA51K1X	450 PA45K1X	450 ¹⁾ PA45K1X		510 A PPA51B1	450 A PPA45B1	450 A ¹⁾ PPA45B1		510 PHA51B1	450 PHA45B1
45	00-05	510 PA51K1X	450 PA45K1X			510 A PPA51B1	450 A PPA45B1			510 PHA51B1	450 PHA45B1
600	93-00	560 PA56K1X	510 PA51K1X			560 A PPA56B1	510 A PPA51B1			560 PHA56B1	510 PHA51B1
75	99-05	560 PA56K1X	530 PA53K1X			560 A PPA56B1	530 A PPA53B1			560 PHA56B1	530 PHA53B1
800	91-99	510 PA51K1X	510 PA51K1X			510 A PPA51B1	510 A PPA51B1			510 PHA51B1	510 PHA51B1
Maestro	83-94	510 PA51K1X	510 PA51K1X	510 ¹⁾ PA51K1X		510 A PPA51B1	510 A PPA51B1	510 A ¹⁾ PPA51B1		510 PHA51B1	510 PHA51B1
Metro	83-98	410 PA41K1X	410 PA41K1X			410 A PPA41B1	410 A PPA41B1			410 PHA41B1	410 PHA41B1
Mini	62-01	280 PX28K1X	280 PX28K1X			280 A PPA28B1	280 A PPA28B1				
Streetwise	03-06	450 PA45K1X	450 PA45K1X			450 A PPA45B1	450 A PPA45B1			450 PHA45B1	450 PHA45B1

SAAB

9-3 X	10-12					600 C PP460B1	580 C PP458B1				
9-3/ Cabriolet/ Coupe	98-02	530 PA53K1X	530 PA53K1X	510 ¹⁾ PA51K1X		530 A PPA53B1	530 A PPA53B1	510 A ¹⁾ PPA51B1		530 PHA53B1	530 PHA53B1
9-3/ Cabriolet/ Kombi	02-07	560 PA56K1X	560 PA56K1X			560 A PPA56B1	560 A PPA56B1			560 PHA56B1	560 PHA56B1
	07-12					600 C PP460B1	580 C PP458B1				
9-5 I/ Kombi	97-07	580 PA58K1X	580 PA58K1X			580 A PPA58B1	580 A PPA58B1			580 PHA58B1	580 PHA58B1
	07-10					600 E PP460B1	560 E PP456B1				
9-5 II	10-12	600 PA60K1X	530 PA53K1X			600 A PPA60B1	530 A PPA53B1			600 PHA60B1	530 PHA53B1
90	84-87	410 PA41K1X	410 PA41K1X			410 A PPA41B1	410 A PPA41B1			410 PHA41B1	410 PHA41B1
900	87-93	410 PA41K1X	410 PA41K1X	510 ¹⁾ PA51K1X		410 A PPA41B1	410 A PPA41B1	510 A ¹⁾ PPA51B1		410 PHA41B1	410 PHA41B1
900 Cabriolet	89-93	450 PA45K1X	450 PA45K1X			450 A PPA45B1	450 A PPA45B1			450 PHA45B1	450 PHA45B1
900 II/ Cabrio/ Coupe	93-98	530 PA53K1X	510 PA51K1X	510 ¹⁾ PA51K1X		530 A PPA53B1	510 A PPA51B1	510 A ¹⁾ PPA51B1		530 PHA53B1	510 PHA51B1
9000	84-98	530 PA53K1X	530 PA53K1X	510 ¹⁾ PA51K1X		530 A PPA53B1	530 A PPA53B1	510 A ¹⁾ PPA51B1		530 PHA53B1	530 PHA53B1

SEAT

Alhambra [7V8]	96-00	700 ²⁾ PB70K1X	700 ²⁾ PB70K1X	410 ¹⁾ PA41K1X				410 A ¹⁾ PPA41B1			
	[7V9]										
	[710, 711]					700 B PP470B1	700 B PP470B1			700 PHA70B1	700 PHA70B1
Arosa [6H1]	97-99	480 PA48K1X	480 PA48K1X	280 ¹⁾ PX28K1X		700 D1 PP470B1	410 D1 PP441B1				
	[6H1]	530 PA53K1X	480 PA48K1X			480 A PPA48B1	480 A PPA48B1			480 PHA48B1	480 PHA48B1
Ateca [KH7]	16→					530 A PPA53B1	480 A PPA48B1			530 PHA53B1	480 PHA48B1
Cordoba I [6K2]	93-02	530 PA53K1X	480 PA48K1X			650 D1 PP465B1	450 D1 PP445B1				
Cordoba II [6L2]	02-06	530 PA53K1X	450 PA45K1X			530 A PPA53B1	480 A PPA48B1			530 PHA53B1	480 PHA48B1
	[6L2]					530 A PPA53B1	450 A PPA45B1			530 PHA53B1	450 PHA45B1
Ibiza I	84-93	480 PA48K1X	480 ¹⁾ PA48K1X			530 D PP453B1	480 D PP448B1				
Ibiza II [6K1]	93-02	530 PA53K1X	480 PA48K1X	350 ¹⁾ PX35K1X		480 A PPA48B1	480 A ¹⁾ PPA48B1	480 A ¹⁾ PPA48B1		480 PHA48B1	480 PHA48B1
Ibiza III [6L1]	01-06	530 PA53K1X	450 PA45K1X			530 A PPA53B1	480 A PPA48B1	350 A ¹⁾ PPA35B1		530 PHA53B1	480 PHA48B1
	[6L1]					530 A PPA53B1	450 A PPA45B1			530 PHA53B1	450 PHA45B1
Ibiza IV [6J]	08-11					530 D PP453B1	480 D PP448B1				
	[6J, 6P]					600 D PP460B1	410 D PP441B1				
Inca	95-04	530 PA53K1X	450 PA45K1X	410 ¹⁾ PA41K1X		600 D PP460B1	410 D PP441B1				
Leon I [1M]	98-06	530 PA53K1X	450 PA45K1X			530 A PPA53B1	450 A PPA45B1	410 A ¹⁾ PPA41B1		530 PHA53B1	450 PHA45B1
						530 A PPA53B1	450 A PPA45B1			530 PHA53B1	450 PHA45B1

1) - do ramienia metalowego / for metal arm only

2) - A X wykonanie specjalne - odwrócony spoiler / special version - inverted spoiler

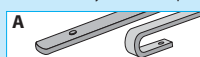
3) - Y wykonanie specjalne - pióro asymetryczne / special version - asymmetric wiper

4) - X odwrotny montaż adaptora / reverse assembly of adaptor











5) - pióro + ramię metalowe - na tylną szybę / wiper blade + metal arm - for rear windshield

6) - pióro + spryskiwacz montowany na pręt ramienia / wiper blade + sprinkler assembled on arm bar

7) - wykonanie specjalne - do pręta ramienia 12x4 / special version - for arm bar 12x4 arm



SAMOCZODY OSOBOWE / PASSENGER CARS

		PIÓRA STANDARD / STANDARD WIPER BLADES		PIÓRA PŁASKIE – TYPU A, B, C, D, D1, E / FLAT WIPER BLADES – TYPE A, B, C, D, D1, E		PIÓRA HYBRYDOWE / HYBRID WIPER BLADES				
		mm		mm		mm				
		 Nr katalogowy No.	 Nr katalogowy No.	 Nr katalogowy No.	 Nr katalogowy No.	 Nr katalogowy No.	 Nr katalogowy No.	 Nr katalogowy No.	 Nr katalogowy No.	
Leon II [1P]	05–12				650 C	PP465B1	650 CX ⁴⁾	PP465B1		
Leon III [5F]	12→				650 D1	PP465B1	410 D1	PP441B1		
Malaga	89–93	450	PA45K1X	450	PA45K1X	450 A	PPA45B1	450 A	PPA45B1	450 PHA45B1
Marbella	86–98	410	PA41K1X	410	PA41K1X	330 A ¹⁾	PPA33B1	410 PHA41B1	410 PHA41B1	
Mii [KF1]	11→				600 D1	PP460B1	410 D1	PP441B1		
Toledo I [1L]	91–99	510	PA51K1X	510	PA51K1X	510 A	PPA51B1	510 A	PPA51B1	510 PHA51B1
Toledo II [1M]	98–04	530	PA53K1X	450	PA45K1X	530 A	PPA53B1	450 A	PPA45B1	530 PHA53B1
Toledo IV [KG]	12→				650 D1	PP465B1	410 D1	PP441B1		

ŠKODA

105 / 120	81–90	410	PA41K1X	410	PA41K1X			410 A	PPA41B1	410 A	PPA41B1		410 PHA41B1	410 PHA41B1
Citigo	11→							600 D1	PP460B1	410 D1	PP441B1			
Fabia [NU]	14→							600 D1	PP460B1	410 D1	PP441B1			
Fabia I [6Y]	99–08	530	PA53K1X	450	PA45K1X			530 A	PPA53B1	450 A	PPA45B1		530 PHA53B1	450 PHA45B1
Fabia II [5J]	06–14							530 D	PP453B1	530 D	PP453B1			
Favorit	88–93	450	PA45K1X	450	PA45K1X	410 ¹⁾	PA41K1X	450 A	PPA45B1	450 A	PPA45B1	410 A ¹⁾	PPA41B1	450 PHA45B1
	93–99	510	PA51K1X	510	PA51K1X	410 ¹⁾	PA41K1X	510 A	PPA51B1	510 A	PPA51B1	410 A ¹⁾	PPA41B1	510 PHA51B1
Felicia [6U]	94–01	510	PA51K1X	510	PA51K1X	410 ¹⁾	PA41K1X	510 A	PPA51B1	510 A	PPA51B1	410 A ¹⁾	PPA41B1	510 PHA51B1
Forman	90–00	510	PA51K1X	510	PA51K1X	410 ¹⁾	PA41K1X	510 A	PPA51B1	510 A	PPA51B1	410 A ¹⁾	PPA41B1	510 PHA51B1
Octavia I [1U]	96–10	530	PA53K1X	480	PA48K1X			530 A	PPA53B1	480 A	PPA48B1		530 PHA53B1	480 PHA48B1
Octavia I combi [1U]	96–10	530	PA53K1X	480	PA48K1X	350 ¹⁾	PX35K1X	530 A	PPA53B1	480 A	PPA48B1	350 A ¹⁾	PPA35B1	530 PHA53B1
Octavia II [1Z]	04–13							600 B	PP460B1	480 B	PP448B1		600 PHA60B1	480 PHA48B1
Octavia II Combi [1Z]	04–13					kpl ⁵⁾	W022F1X	600 B	PP460B1	480 B	PP448B1		600 PHA60B1	480 PHA48B1
Octavia III [5E]	12→							600 D1	PP460B1	480 D1	PP448B1			
Octavia III Combi [5E]	12→							600 D1	PP460B1	480 D1	PP448B1			
Praktik [5J]	07–15							530 D	PP453B1	530 D	PP453B1			
Rapid [NH3]	12→							600 D1	PP460B1	410 D1	PP441B1			
Rapid Spaceback [NH3]	13→							600 D1	PP460B1	410 D1	PP441B1			
Roomster [5J]	06–15							530 D	PP453B1	530 D	PP453B1			
Superb I [3U]	01–04							530 B	PP453B1	530 B Y ³⁾	PPB53BY			
[3U]	04–08	530	PA53K1X	530	PA53K1X			530 A	PPA53B1	530 A	PPA53B1		530 PHA53B1	530 PHA53B1
Superb II [3T]	08–15							600 D	PP460B1	450 D	PP445B1			
Superb II Combi [3T]	09–15							600 D	PP460B1	450 D	PP445B1			
Superb III [3V]	15→							650 D1	PP465B1	450 D1	PP445B1			
Superb III Combi [3V]	15→							650 D1	PP465B1	450 D1	PP445B1			
Yeti [5L]	09→							600 D	PP460B1	480 D	PP448B1			

SMART

Forfour [454]	04–07	650	PA65K1X	450	PA45K1X			650 A	PPA65B1	450 A	PPA45B1		650 PHA65B1	450 PHA45B1
[453]	14→							510 E	PP451B1	350 E	PP435B1			
Fortwo [453]	14→							510 E	PP451B1	350 E	PP435B1			
Fortwo I [450]	97–07	530	PA53K1X	530	PA53K1X			530 A	PPA53B1	530 AX ²⁾	PPA53BX		530 PHA53B1	530 PHA53B1
Fortwo II [451]	07–14							580 C	PP458B1	530 CX ⁴⁾	PP453B1			
Roadster [452]	03–06	510	PA51K1X	450	PA45K1X			510 A	PPA51B1	450 A	PPA45B1		510 PHA51B1	450 PHA45B1
Smart Cabrio/ Coupe [450]	98–04	530	PA53K1X	530	PA53K1X			530 A	PPA53B1	530 AX ²⁾	PPA53B1		530 PHA53B1	530 PHA53B1

SSANG YONG

Actyon	05→	530	PA53K1X	480	PA48K1X			530 A	PPA53B1	480 A	PPA48B1		530 PHA53B1	480 PHA48B1
Actyon Sports	07→	530	PA53K1X	480	PA48K1X			530 A	PPA53B1	480 A	PPA48B1		530 PHA53B1	480 PHA48B1
Chairman	03–08			600	PA60K1X					600 A	PPA60B1			
Korando [KJ]	96–06	450	PA45K1X	450	PA45K1X	280 ¹⁾	PX28K1X	450 A	PPA45B1	450 A	PPA45B1		450 PHA45B1	450 PHA45B1
Korando III [C]	10→	600	PA60K1X	410	PA41K1X			600 A	PPA60B1	410 A	PPA41B1		600 PHA60B1	410 PHA41B1
Kyron	05→	560	PA56K1X	480	PA48K1X			560 A	PPA56B1	480 A	PPA48B1		560 PHA56B1	480 PHA48B1
Musso	93–05	510	PA51K1X	450	PA45K1X	350 ¹⁾	PX35K1X	510 A	PPA51B1	450 A	PPA45B1	350 A ¹⁾	PPA35B1	510 PHA51B1
Rexton I	01–06	510	PA51K1X	510	PA51K1X	350 ¹⁾	PX35K1X	510 A	PPA51B1	510 A	PPA51B1	350 A ¹⁾	PPA35B1	510 PHA51B1
Rexton II	06–12	510	PA51K1X	510	PA51K1X			510 A	PPA51B1	510 A	PPA51B1		510 PHA51B1	510 PHA51B1
Rexton W	12→	510	PA51K1X	510	PA51K1X			510 A	PPA51B1	510 A	PPA51B1		510 PHA51B1	510 PHA51B1

1) – do ramienia metalowego / for metal arm only

2) – A X wykonanie specjalne – odwrócony spoiler / special version – inverted spoiler

3) – Y wykonanie specjalne – pióro asymetryczne / special version – asymmetric wiper

4) – X odwrotny montaż adaptora / reverse assembly of adaptor

5) – pióro + ramię metalowe – na tylną szybę / wiper blade + metal arm – for rear windshield











6) – pióro + spryskiwacz montowany na pręt ramienia / wiper blade + sprinker assembled on arm bar

7) – wykonanie specjalne – do pręta ramienia 12x4 / special version – for arm bar 12x4 arm



WYCIERACZKI SZYB SAMOCZODOWYCH MOTGUM WIPER BLADES MOTGUM

SAMOCHOBY OSOBOWE / PASSENGER CARS

	PIÓRA STANDARD / STANDARD WIPER BLADES				PIÓRA PŁASKIE – TYPU A, B, C, D, D1, E / FLAT WIPER BLADES – TYPE A, B, C, D, D1, E				PIÓRA HYBRYDOWE / HYBRID WIPER BLADES			
		 Nr katalogowy No.	 Nr katalogowy No.	 Nr katalogowy No.	 Nr katalogowy No.	 Nr katalogowy No.	 Nr katalogowy No.	 Nr katalogowy No.	 Nr katalogowy No.			
Rodius I	04–13	600 PA60K1X	450 PA45K1X		600 A PPA60B1	450 A PPA45B1		600 PHA60B1	450 PHA45B1			
Rodius II	13→	600 PA60K1X	410 PA41K1X		600 A PPA60B1	410 A PPA41B1		600 PHA60B1	410 PHA41B1			
Tivoli	15→	600 PA60K1X	410 PA41K1X		600 A PPA60B1	410 A PPA41B1		600 PHA60B1	410 PHA41B1			
XLV	16→	600 PA60K1X	410 PA41K1X		600 A PPA60B1	410 A PPA41B1		600 PHA60B1	410 PHA41B1			

SUBARU

BRZ	12→	560 PA60K1X	510 PA51K1X		560 A PPA56B1	510 A PPA51B1		560 PHA56B1	510 PHA51B1
Forester [SF]	97–02	530 PA53K1X	480 PA48K1X	380 ¹⁾ PX38K1X	530 A PPA53B1	480 A PPA48B1	380 A ¹⁾ PPA38B1	530 PHA53B1	480 PHA48B1
[SG]	02–03	530 PA53K1X	480 PA48K1X		530 A PPA53B1	480 A PPA48B1		530 PHA53B1	480 PHA48B1
[SG]	04–08	530 PA53K1X	480 PA48K1X		530 A PPA53B1	480 A PPA48B1		530 PHA53B1	480 PHA48B1
[SH]	08–13	600 PA60K1X	450 PA45K1X		600 A PPA60B1	450 A PPA45B1		600 PHA60B1	450 PHA45B1
[SJ]	13→	650 PA65K1X	430 PA43K1X		650 A PPA65B1	430 A PPA43B1		650 PHA65B1	430 PHA43B1
Impreza I [GC; GF]	92–00	530 PA53K1X	450 PA45K1X	380 ¹⁾ PX38K1X	530 A PPA53B1	450 A PPA45B1	380 A ¹⁾ PPA38B1	530 PHA53B1	450 PHA45B1
Impreza II [GD; GG]	00–07	560 PA56K1X	410 PA41K1X		560 A PPA56B1	410 A PPA41B1		560 PHA56B1	410 PHA41B1
Impreza III [GH; GR; GG]	07–13	600 PA60K1X	410 PA41K1X		600 A PPA60B1	410 A PPA41B1		600 PHA60B1	410 PHA41B1
Impreza IV [Gj; GP]	11→	650 PA65K1X	410 PA41K1X		650 A PPA65B1	410 A PPA41B1		650 PHA65B1	410 PHA41B1
Justy I	87–95	450 PA45K1X	450 PA45K1X	410 ¹⁾ PA41K1X	450 A PPA45B1	450 A PPA45B1	410 A ¹⁾ PPA41B1	450 PHA45B1	450 PHA45B1
Justy II [MA; MS]	95–03	530 PA53K1X	450 PA45K1X	380 ¹⁾ PX38K1X	530 A PPA53B1	450 A PPA45B1	380 A ¹⁾ PPA38B1	530 PHA53B1	450 PHA45B1
Justy III [G3X]	03–07	480 PA48K1X	450 PA45K1X	330 ¹⁾ PX33K1X	480 A PPA48B1	450 A PPA45B1	330 A ¹⁾ PPA33B1	480 PHA48B1	450 PHA45B1
Justy IV [M3]	07–10	510 PA51K1X	410 PA41K1X		510 A PPA51B1	410 A PPA41B1		510 PHA51B1	410 PHA41B1
Legacy I Sedan/Kombi [BC; BF; BJ]	89–93	510 PA51K1X	450 PA45K1X	410 ¹⁾ PA41K1X	510 A PPA51B1	450 A PPA45B1	410 A ¹⁾ PPA41B1	510 PHA51B1	450 PHA45B1
Legacy II Sedan/Kombi [BD; BG; BK]	93–99	530 PA53K1X	480 PA48K1X		530 A PPA53B1	480 A PPA48B1		530 PHA53B1	480 PHA48B1
Legacy III Sedan/Kombi [BE; BH; BT]	98–03	560 PA56K1X	510 PA51K1X	380 ¹⁾ PX38K1X	560 A PPA56B1	510 A PPA51B1	380 A ¹⁾ PPA38B1	560 PHA56B1	510 PHA51B1
Legacy IV Sedan/Kombi [BL; BP]	03–09	600 PA60K1X	450 PA45K1X		600 A PPA60B1	450 A PPA45B1		600 PHA60B1	450 PHA45B1
Legacy V Sedan/Kombi [BM; BR]	09–14	650 PA65K1X	450 PA45K1X		650 A PPA65B1	450 A PPA45B1		650 PHA65B1	450 PHA45B1
Legacy VI Sedan/Kombi [BN; BS]	14→	650 PA65K1X	450 PA45K1X		650 A PPA65B1	450 A PPA45B1		650 PHA65B1	450 PHA45B1
Levorg [VM]	14→	650 PA65K1X	410 PA41K1X		650 A PPA65B1	410 A PPA41B1		650 PHA65B1	410 PHA41B1
Libero/Domingo	83–98	410 PA41K1X	410 PA41K1X		410 A PPA41B1	410 A PPA41B1		410 PHA41B1	410 PHA41B1
Outback [BD; BG]	95–99	530 PA53K1X	480 PA48K1X		530 A PPA53B1	480 A PPA48B1		530 PHA53B1	480 PHA48B1
[BE; BH]	98–03	560 PA56K1X	510 PA51K1X		560 A PPA56B1	510 A PPA51B1		560 PHA56B1	510 PHA51B1
[BP; BL]	03–09	600 PA60K1X	450 PA45K1X		600 A PPA60B1	450 A PPA45B1		600 PHA60B1	450 PHA45B1
[BM; BR]	09–14	650 PA65K1X	450 PA45K1X		650 A PPA65B1	450 A PPA45B1		650 PHA65B1	450 PHA45B1
[BN; BS]	14→	650 PA65K1X	450 PA45K1X		650 A PPA65B1	450 A PPA45B1		650 PHA65B1	450 PHA45B1
SVX	91–97	560 PA56K1X	510 PA51K1X		560 A PPA56B1	510 A PPA51B1		560 PHA56B1	510 PHA51B1
Trezia	10→	700 PA70K1X			700 A PPA70B1				
Tribeca	06–14	650 ⁷⁾ PB65K1X	510 PA51K1X						
Vivio	93–00	480 PA48K1X	380 PX38K1X	330 ¹⁾ PX33K1X	480 A PPA48B1	380 A PPA38B1	330 A ¹⁾ PPA33B1	480 PHA48B1	380 PHA38B1
XV	11→	650 PA65K1X	410 PA41K1X		650 A PPA65B1	410 A PPA41B1		650 PHA65B1	410 PHA41B1

SUZUKI

Alto [EF]	94–02	480 PA48K1X	410 PA41K1X	330 ¹⁾ PX33K1X	480 A PPA48B1	410 A PPA41B1	330 A ¹⁾ PPA33B1	480 PHA48B1	410 PHA41B1
[MA]	02–06	450 PA45K1X	410 PA41K1X		450 A PPA45B1	410 A PPA41B1		450 PHA45B1	410 PHA41B1
[AMF]	08–14	560 PA56K1X	350 PX35K1X		560 A PPA56B1	350 A PPA35B1		560 PHA56B1	350 PHA35B1
Baleno	94–03	510 PA51K1X	450 PA45K1X		510 A PPA51B1	450 A PPA45B1		510 PHA51B1	450 PHA45B1
Baleno II	16→	530 PA53K1X	450 PA45K1X		530 A PPA53B1	450 A PPA45B1		530 PHA53B1	450 PHA45B1
Baleno Wagon	94–03	510 PA51K1X	450 PA45K1X	380 ¹⁾ PX38K1X	510 A PPA51B1	450 A PPA45B1	380 A ¹⁾ PPA38B1	510 PHA51B1	450 PHA45B1
Carry [ED]	89–99	350 PX35K1X	350 PX35K1X		350 A PPA35B1	350 A PPA35B1		350 PHA35B1	350 PHA35B1
[FD]	99–09	410 PA41K1X	410 PA41K1X		410 A PPA41B1	410 A PPA41B1		410 PHA41B1	410 PHA41B1
Celerio	14→	530 PA53K1X	350 PX35K1X		530 A PPA53B1	350 A PPA35B1		530 PHA53B1	350 PHA35B1
Grand Vitara [FT]	98–05	480 PA48K1X	480 PA48K1X	380 ¹⁾ PX38K1X	480 A PPA48B1	480 A PPA48B1	380 A ¹⁾ PPA38B1	480 PHA48B1	480 PHA48B1
[JT]	05–15	480 PA48K1X	480 PA48K1X		480 A PPA48B1	480 A PPA48B1		480 PHA48B1	480 PHA48B1
Ignis	00–07	480 PA48K1X	450 PA45K1X	350 ¹⁾ PX35K1X	480 A PPA48B1	450 A PPA45B1	350 A ¹⁾ PPA35B1	480 PHA48B1	450 PHA45B1
Jimny	98→	450 PA45K1X	410 PA41K1X	280 ¹⁾ PX28K1X	450 A PPA45B1	410 A PPA41B1		450 PHA45B1	410 PHA41B1
Kazashi	09→	600 PA60K1X	510 PA51K1X		600 A PPA60B1	510 A PPA51B1		600 PHA60B1	510 PHA51B1
Liana	01–07	560 PA56K1X	480 PA48K1X		560 A PPA56B1	480 A PPA48B1		560 PHA56B1	480 PHA48B1
Samurai	81–04	280 PX28K1X	280 PX28K1X	350 ¹⁾ PX35K1X	280 A	280 A	350 A ¹⁾ PPA35B1		
Splash	08–14	560 PA56K1X	410 PA41K1X		560 A PPA56B1	410 A PPA41B1		560 PHA56B1	410 PHA41B1

1) – do ramienia metalowego / for metal arm only
 2) – A X wykonanie specjalne – odwrócony spoiler / special version – inverted spoiler
 3) – Y wykonanie specjalne – pióro asymetryczne / special version – asymmetric wiper
 4) – X odwrotny montaż adaptora / reverse assembly of adaptor

5) – pióro + ramię metalowe – na tylną szybę / wiper blade + metal arm – for rear windshield
 6) – pióro + spryskiwacz montowany na pręt ramienia / wiper blade + sprinkler assembled on arm bar
 7) – wykonanie specjalne – do pręta ramienia 12x4 / special version – for arm bar 12x4 arm



SAMOCZODY OSOBOWE / PASSENGER CARS

Model	Lata	PIÓRA STANDARD / STANDARD WIPER BLADES			PIÓRA PŁASKIE - TYPU A, B, C, D, D1, E / FLAT WIPER BLADES - TYPE A, B, C, D, D1, E			PIÓRA HYBRYDOWE / HYBRID WIPER BLADES		
		Nr katalogowy No.	Nr katalogowy No.	Nr katalogowy No.	Nr katalogowy No.	Nr katalogowy No.	Nr katalogowy No.	Nr katalogowy No.	Nr katalogowy No.	
Swift I	83-89	510 PA51K1X	450 PA45K1X	380 ¹⁾ PX38K1X	510 A PPA51B1	450 A PPA45B1	380 A ¹⁾ PPA38B1	510 PHA51B1	450 PHA45B1	
Swift II [EA]	89-95	510 PA51K1X	450 PA45K1X	380 ¹⁾ PX38K1X	510 A PPA51B1	450 A PPA45B1	380 A ¹⁾ PPA38B1	510 PHA51B1	450 PHA45B1	
Swift III [MA]	96-04	530 PA53K1X	450 PA45K1X	kpl ⁵⁾ W030F1X	530 A PPA53B1	450 A PPA45B1		530 PHA53B1	450 PHA45B1	
Swift IV [MZ;EZ]	05-10	530 PA53K1X	450 PA45K1X	kpl ⁵⁾ W030F1X	530 A PPA53B1	450 A PPA45B1		530 PHA53B1	450 PHA45B1	
Swift V [FZ;NZ]	10-17	530 PA53K1X	450 PA45K1X	kpl ⁵⁾ W030F1X	530 A PPA53B1	450 A PPA45B1		530 PHA53B1	450 PHA45B1	
SX4	06-14	650 PA60K1X	350 PX35K1X		650 A PPA65B1	350 A PPA35B1		650 PHA65B1	350 PHA35B1	
SX4 S-Cross	13-→	650 PA65K1X	350 PX35K1X		650 A PPA65B1	350 A PPA35B1		650 PHA65B1	350 PHA35B1	
Vitara I	88-99	430 PA43K1X	430 PA43K1X	380 ¹⁾ PX38K1X	430 A PPA43B1	430 A PPA43B1	380 A ¹⁾ PPA38B1	430 PHA43B1	430 PHA43B1	
Vitara II [LY]	15-→	600 PA60K1X	410 PA41K1X	430 ¹⁾ PA43K1X	600 A PPA60B1	410 A PPA41B1	430 A ¹⁾ PPA43B1	600 PHA48B1	410 PHA41B1	
Wagon R+ [EM]	96-00	510 PA51K1X	450 PA45K1X		510 A PPA51B1	450 A PPA45B1		510 PHA51B1	450 PHA45B1	
[MM]	00-08	510 PA51K1X	450 PA45K1X		510 A PPA51B1	450 A PPA45B1		510 PHA51B1	450 PHA45B1	
X90	95-98	450 PA45K1X	450 PA45K1X		450 A PPA45B1	450 A PPA45B1		450 PHA45B1	450 PHA45B1	

TATA

Indica	02-→	600 PA60K1X	410 PA41K1X		600 A PPA60B1	410 A PPA41B1		600 PHA60B1	410 PHA41B1
Indigo Marina	03-10	600 PA60K1X	410 PA41K1X		600 A PPA60B1	410 A PPA41B1		600 PHA60B1	410 PHA41B1
Indyca Vista	08-→	600 PA60K1X	350 PX35K1X		600 A PPA60B1	350 A PPA35B1		600 PHA60B1	350 PHA35B1
Safari	00-→	600 PA60K1X	510 PA51K1X		600 A PPA60B1	510 A PPA51B1		600 PHA60B1	510 PHA51B1

TESLA

Model S	11-→				700 D PPA470B1	450 D PPA45B1			
Roadster	06-12	650 PA65K1X			650 A PPA65B1			650 PHA65B1	

TOYOTA

4 Runner	89-96	450 PA45K1X	450 PA45K1X		450 A PPA45B1	450 A PPA45B1		450 PHA45B1	450 PHA45B1
Alphard	08-→	700 PA70K1X	350 PX35K1X		700 A PPA70B1	350 A PPA35B1		700 PHA70B1	350 PHA35B1
Auris [E15]	06-12	650 PA65K1X	410 PA41K1X	kpl ⁵⁾ W012F1X	650 A PPA65B1	410 A PPA41B1		650 PHA65B1	410 PHA41B1
[E18]	12-→	650 PA65K1X	350 PX35K1X		650 A PPA65B1	350 A PPA35B1		650 PHA65B1	350 PHA35B1
Auris Touring Sports [E18]	13-→	650 PA65K1X	350 PX35K1X		650 A PPA65B1	350 A PPA35B1		650 PHA65B1	350 PHA35B1
Avalon	99-04	600 PA60K1X	410 PA41K1X		600 A PPA60B1	410 A PPA41B1		600 PHA60B1	410 PHA41B1
Avensis I [T22]	97-03	530 PA53K1X	450 PA45K1X	510 ¹⁾ PA51K1X	530 A PPA53B1	450 A PPA45B1	510 A ¹⁾ PPA51B1	530 PHA53B1	450 PHA45B1
Avensis II [T25]	03-08	600 PA60K1X	410 PA41K1X		600 A PPA60B1	410 A PPA41B1		600 PHA60B1	410 PHA41B1
Avensis II Wagon [T25]	03-08	600 PA60K1X	410 PA41K1X	kpl ⁵⁾ W027F1X	600 A PPA60B1	410 A PPA41B1		600 PHA60B1	410 PHA41B1
Avensis Verso [M2]	01-09	600 PA60K1X	410 PA41K1X		600 A PPA60B1	410 A PPA41B1		600 PHA60B1	410 PHA41B1
Aygo	05-14				650 A PPA65B1				
[B4]	14-→				650 C PPA65B1				
Camry	86-91	510 PA51K1X	450 PA45K1X		510 A PPA51B1	450 A PPA45B1		510 PHA51B1	450 PHA45B1
[V1]	91-96	530 PA53K1X	480 PA48K1X		530 A PPA53B1	480 A PPA48B1		530 PHA53B1	480 PHA48B1
[V2]	96-01	530 PA53K1X	480 PA48K1X		530 A PPA53B1	480 A PPA48B1		530 PHA53B1	480 PHA48B1
[V3]	99-06	560 PA56K1X	510 PA51K1X		560 A PPA56B1	510 A PPA51B1		560 PHA56B1	510 PHA51B1
[V3]	01-06	650 PA65K1X	450 PA45K1X		650 A PPA65B1	450 A PPA45B1		650 PHA65B1	450 PHA45B1
[V4]	06-11	600 PA60K1X	510 PA51K1X		600 A PPA60B1	510 A PPA51B1		600 PHA60B1	510 PHA51B1
[V5]	11-→	650 PA65K1X	450 PA45K1X		650 A PPA65B1	450 A PPA45B1		650 PHA65B1	450 PHA45B1
Carina E	92-98	530 PA53K1X	450 PA45K1X	510 ¹⁾ PA51K1X	530 A PPA53B1	450 A PPA45B1	510 A ¹⁾ PPA51B1	530 PHA53B1	450 PHA45B1
Carina II	87-92	510 PA51K1X	450 PA45K1X		510 A PPA51B1	450 A PPA45B1		510 PHA51B1	450 PHA45B1
Celica	87-92	510 PA51K1X	450 PA45K1X		510 A PPA51B1	450 A PPA45B1		510 PHA51B1	450 PHA45B1
[T20]	93-99	530 PA53K1X	480 PA48K1X	510 ¹⁾ PA51K1X	530 A PPA53B1	480 A PPA48B1	510 A ¹⁾ PPA51B1	530 PHA53B1	480 PHA48B1
[T23]	99-05	650 PA65K1X	410 PA41K1X	510 ¹⁾ PA51K1X	650 A PPA65B1	410 A PPA41B1	510 A ¹⁾ PPA51B1	650 PHA65B1	410 PHA41B1
Corolla [E10]	92-98	510 PA51K1X	450 PA45K1X	410 ¹⁾ PA41K1X	510 A PPA51B1	450 A PPA45B1	410 A ¹⁾ PPA41B1	510 PHA51B1	450 PHA45B1
[E11]	95-02	510 PA51K1X	450 PA45K1X	410 ¹⁾ PA41K1X	510 A PPA51B1	450 A PPA45B1	410 A ¹⁾ PPA41B1	510 PHA51B1	450 PHA45B1
[E12;E13]	00-08	560 PA56K1X	450 PA45K1X		560 A PPA56B1	450 A PPA45B1		560 PHA56B1	450 PHA45B1
[E12;E13]	02-08	600 PA60K1X	410 PA41K1X		600 A PPA60B1	410 A PPA41B1		600 PHA60B1	410 PHA41B1
[E14;E15]	06-13	650 PA65K1X	350 PX35K1X		650 A PPA65B1	350 A PPA35B1		650 PHA65B1	350 PHA35B1
[E16]	13-→	650 PA65K1X	350 PX35K1X		650 A PPA65B1	350 A PPA35B1		650 PHA65B1	350 PHA35B1
Corolla Hatchback [E12]	01-07	560 PA56K1X	450 PA45K1X	kpl ⁵⁾ W013F1X	560 A PPA56B1	450 A PPA45B1		560 PHA56B1	450 PHA45B1
Corolla Verso [E12]	01-04	650 PA65K1X	410 PA41K1X		650 A PPA65B1	410 A PPA41B1		650 PHA65B1	410 PHA41B1
[R1]	04-09	650 PA65K1X	410 PA41K1X		650 A PPA65B1	410 A PPA41B1		650 PHA65B1	410 PHA41B1

1) - do ramienia metalowego / for metal arm only

2) - A X wykonanie specjalne - odwrócony spoiler / special version - inverted spoiler

3) - Y wykonanie specjalne - pióro asymetryczne / special version - asymmetric wiper

4) - X odwrotny montaż adaptora / reverse assembly of adaptor

5) - pióro + ramię metalowe - na tylną szybę / wiper blade + metal arm - for rear windshield

6) - pióro + spryskiwacz montowany na pręt ramienia / wiper blade + sprinkler assembled on arm bar

7) - wykonanie specjalne - do pręta ramienia 12x4 / special version - for arm bar 12x4 arm



SAMOCOHODY OSOBOWE / PASSENGER CARS

		PIÓRA STANDARD / STANDARD WIPER BLADES					PIÓRA PŁASKIE - TYPY A, B, C, D, D1, E / FLAT WIPER BLADES - TYPE A, B, C, D, D1, E					PIÓRA HYBRYDOWE / HYBRID WIPER BLADES					
		Nr katalogowy No.	Nr katalogowy No.	Nr katalogowy No.	Nr katalogowy No.	Nr katalogowy No.	Nr katalogowy No.	Nr katalogowy No.	Nr katalogowy No.	Nr katalogowy No.	Nr katalogowy No.	Nr katalogowy No.	Nr katalogowy No.	Nr katalogowy No.	Nr katalogowy No.	Nr katalogowy No.	
Corolla Wagon [E12]	02-07	600	PA60K1X	410	PA41K1X	kpl ⁵⁾	W028F1X	600 A	PPA60B1	410 A	PPA41B1		600	PHA60B1	410	PHA41B1	
Dyna	97-03	410	PA41K1X	410	PA41K1X	350 ¹⁾	PX35K1X	410 A	PPA41B1	410 A	PPA41B1	350 A ¹⁾	PPA35B1				
	10-→	510	PA51K1X	510	PA51K1X			510 A	PPA51B1	510 A	PPA51B1			510	PHA51B1	510	PHA51B1
GT86	12-→	560	PA56K1X	510	PA51K1X			560 A	PPA56B1	510 A	PPA51B1			560	PHA56B1	510	PHA51B1
Hiace	82-95	480	PA48K1X	480	PA48K1X	410 ¹⁾	PA41K1X	480 A	PPA48B1	480 A	PPA48B1	410 A ¹⁾	PPA41B1	480	PHA48B1	480	PHA48B1
[LH,ZH]	96-09	530	PA53K1X	530	PA53K1X	450 ¹⁾	PA45K1X	530 A	PPA53B1	530 A	PPA53B1	450 A ¹⁾	PPA45B1	530	PHA53B1	530	PHA53B1
[KLH]	01-→	530	PA53K1X	530	PA53K1X			530 A	PPA53B1	530 A	PPA53B1			530	PHA53B1	530	PHA53B1
Highlander	00-07	560	PA56K1X	480	PA48K1X			560 A	PPA56B1	480 A	PPA48B1			560	PHA56B1	480	PHA48B1
	07-14	650	PA65K1X	510	PA51K1X			650 A	PPA65B1	510 A	PPA51B1			650	PHA65B1	510	PHA51B1
Hilux [N8-N11]	88-98	430	PA43K1X	430	PA43K1X			430 A	PPA43B1	430 A	PPA43B1			430	PHA43B1	430	PHA43B1
[N14-N17]	97-05	410	PA41K1X	410	PA41K1X			410 A	PPA41B1	410 A	PPA41B1			410	PHA41B1	410	PHA41B1
[N15,N25,N26,N35]	04-15	530	PA53K1X	480	PA48K1X			530 A	PPA53B1	480 A	PPA48B1			530	PHA53B1	480	PHA48B1
[N12,N13]	15-→	560	PA56K1X	410	PA41K1X			560 A	PPA56B1	410 A	PPA41B1			560	PHA56B1	410	PHA41B1
IQ	08-14	530	PA53K1X	450	PA45K1X			530 A	PPA53B1	450 A	PPA45B1			530	PHA53B1	450	PHA45B1
Land Cruiser [J60]	80-90	410	PA41K1X	410	PA41K1X			410 A	PPA41B1	410 A	PPA41B1			410	PHA41B1	410	PHA41B1
[J70]	84-→	410	PA41K1X	410	PA41K1X	350 ¹⁾	PX35K1X	410 A	PPA41B1	410 A	PPA41B1	350 A ¹⁾	PPA35B1	410	PHA41B1	410	PHA41B1
[J80]	90-98	450	PA45K1X	450	PA45K1X	350 ¹⁾	PX35K1X	450 A	PPA45B1	450 A	PPA45B1	350 A ¹⁾	PPA35B1	450	PHA45B1	450	PHA45B1
[J90]	96-02	480	PA48K1X	450	PA45K1X	350 ¹⁾	PX35K1X	480 A	PPA48B1	450 A	PPA45B1	350 A ¹⁾	PPA35B1	480	PHA48B1	450	PHA45B1
[J100]	98-08	600	PA60K1X	560	PA56K1X	410 ¹⁾	PA41K1X	600 A	PPA60B1	560 A	PPA56B1	410 A ¹⁾	PPA41B1	600	PHA60B1	560	PHA56B1
[J120]	02-09	560	PA56K1X	530	PA53K1X	450 ¹⁾	PA45K1X	560 A	PPA56B1	530 A	PPA53B1	450 A ¹⁾	PPA45B1	560	PHA56B1	530	PHA53B1
[J150]	09-→	650	PA65K1X	510	PA51K1X			650 A	PPA65B1	510 A	PPA51B1			650	PHA65B1	510	PHA51B1
Land Cruiser V8 [J200]	07-→	600	PA60K1X	560	PA56K1X			600 A	PPA60B1	560 A	PPA56B1			600	PHA60B1	560	PHA56B1
Lite Ace	88-92	560	PA56K1X	560	PA56K1X	410 ¹⁾	PA41K1X	560 A	PPA56B1	560 A	PPA56B1	410 A ¹⁾	PPA41B1	560	PHA56B1	560	PHA56B1
	92-97	450	PA45K1X	450	PA45K1X	410 ¹⁾	PA41K1X	450 A	PPA45B1	450 A	PPA45B1	410 A ¹⁾	PPA41B1	450	PHA45B1	450	PHA45B1
MR2 [W20]	89-99	510	PA51K1X	480	PA48K1X			510 A	PPA51B1	480 A	PPA48B1			510	PHA51B1	480	PHA48B1
[W30]	97-07	510	PA51K1X	480	PA48K1X			510 A	PPA51B1	480 A	PPA48B1			510	PHA51B1	480	PHA48B1
Paseo	95-99	510	PA51K1X	450	PA45K1X			510 A	PPA51B1	450 A	PPA45B1			510	PHA51B1	450	PHA45B1
Picnic	96-00	600	PA60K1X	410	PA41K1X			600 A	PPA60B1	410 A	PPA41B1			600	PHA60B1	410	PHA41B1
	01-09	600	PA60K1X	410	PA41K1X			600 A	PPA60B1	410 A	PPA41B1			600	PHA60B1	410	PHA41B1
Previa	00-06	700 ⁷⁾	PB70K1X	450	PA45K1X												
Prius + [W40]	12-→	650	PA65K1X	380	PX38K1X			650 A	PPA65B1	380 A	PPA38B1			650	PHA65B1	380	PHA38B1
Prius I [W11]	00-03	600	PA60K1X	410	PA41K1X			600 A	PPA60B1	410 A	PPA41B1			600	PHA60B1	410	PHA41B1
Prius II [W20]	03-09	650	PA65K1X	410	PA41K1X			650 A	PPA65B1	410 A	PPA41B1			650	PHA65B1	410	PHA41B1
Prius III [W30;W35]	09-16	650	PA65K1X	410	PA41K1X			650 A	PPA65B1	410 A	PPA41B1			650	PHA65B1	410	PHA41B1
ProAce	13-→	650	PA65K1X	510	PA51K1X			650 A	PPA65B1	510 A	PPA51B1			650	PHA65B1	510	PHA51B1
RAV4 I [A10]	94-00	510	PA51K1X	450	PA45K1X	kpl ⁵⁾	W018F1X	510 A	PPA51B1	450 A	PPA45B1	350 A ¹⁾	PPA35B1	510	PHA51B1	450	PHA45B1
RAV4 II [A20]	00-06	600	PA60K1X	480	PA48K1X			600 A	PPA60B1	480 A	PPA48B1			600	PHA60B1	480	PHA48B1
RAV4 III [A30]	05-12	600	PA60K1X	410	PA41K1X			600 A	PPA60B1	410 A	PPA41B1			600	PHA60B1	410	PHA41B1
RAV4 IV [A40]	12-→	650	PA65K1X	410	PA41K1X			650 A	PPA65B1	410 A	PPA41B1			650	PHA65B1	410	PHA41B1
Sequoia I	00-07	480	PA48K1X	480	PA48K1X			480 A	PPA48B1	480 A	PPA48B1			480	PHA48B1	480	PHA48B1
Sequoia II	07-→	480	PA48K1X	480	PA48K1X			480 A	PPA48B1	480 A	PPA48B1			480	PHA48B1	480	PHA48B1
Sienna I [XL10]	97-03	600	PA60K1X	450	PA45K1X			600 A	PPA60B1	450 A	PPA45B1			600	PHA60B1	450	PHA45B1
Sienna II [XL20]	03-10	650	PA65K1X	480	PA48K1X			650 A	PPA65B1	480 A	PPA48B1			650	PHA65B1	480	PHA48B1
Sienna III [XL30]	10-→	600	PA60K1X	510	PA51K1X			600 A	PPA60B1	510 A	PPA51B1			600	PHA60B1	510	PHA51B1
Solara [V20]	98-03	560	PA56K1X	530	PA53K1X			560 A	PPA56B1	530 A	PPA53B1			560	PHA56B1	530	PHA53B1
[V30]	03-08	600	PA60K1X	480	PA48K1X			600 A	PPA60B1	480 A	PPA48B1			600	PHA60B1	480	PHA48B1
Starlet [P8;P9]	89-99	510	PA51K1X	450	PA45K1X	410 ¹⁾	PA41K1X	510 A	PPA51B1	450 A	PPA45B1	410 A ¹⁾	PPA41B1	510	PHA51B1	450	PHA45B1
Supra	86-93	510	PA51K1X	450	PA45K1X			510 A	PPA51B1	450 A	PPA45B1			510	PHA51B1	450	PHA45B1
	92-02	530	PA53K1X	510	PA51K1X			530 A	PPA53B1	510 A	PPA51B1			530	PHA53B1	510	PHA51B1
Tundra I	00-06	480	PA48K1X	480	PA48K1X			480 A	PPA48B1	480 A	PPA48B1			480	PHA48B1	480	PHA48B1
Tundra II	06-→							650 C	PP465B1	560 C	PP456B1						
Urban Cruiser [P1]	09-→	600	PA60K1X	350	PX35K1X			600 A	PPA60B1	350 A	PPA35B1			600	PHA60B1	350	PHA35B1
Venza	09-→	650	PA65K1X	560	PA56K1X			650 A	PPA65B1	560 A	PPA56B1			650	PHA65B1	560	PHA56B1
Verso [R20]	09-→	650	PA65K1X	410	PA41K1X			650 A	PPA65B1	410 A	PPA41B1			650	PHA65B1	410	PHA41B1
Verso S	10-→		700	PA70K1X					700 A	PPA70B1					700	PHA70B1	
Yaris I (EU) [P10]	01-06	530	PA53K1X	380	PX38K1X	kpl ⁵⁾	W011F1X	530 A	PPA53B1	380 A	PPA38B1			530	PHA53B1	380	PHA38B1
Yaris I (JAP) [P10]	99-05	530	PA53K1X	380	PX38K1X	kpl ⁵⁾	W012F1X	530 A	PPA53B1	380 A	PPA38B1			530	PHA53B1	380	PHA38B1

1) - do ramienia metalowego / for metal arm only

2) - A X wykonanie specjalne - odwrócony spoiler / special version - inverted spoiler

3) - Y wykonanie specjalne - pióro asymetryczne / special version - asymmetric wiper

4) - X odwrótny montaż adaptora / reverse assembly of adaptor

5) - pióro + ramię metalowe - na tylną szybę / wiper blade + metal arm - for rear windshield

6) - pióro + spryskiwacz montowany na pręt ramienia / wiper blade + sprinkler assembled on arm bar

7) - wykonanie specjalne - do pręta ramienia 12x4 / special version - for arm bar 12x4 arm



SAMOCZODY OSOBOWE / PASSENGER CARS

Model	Lata	PIÓRA STANDARD / STANDARD WIPER BLADES			PIÓRA PŁASKIE – TYPU A, B, C, D, D1, E / FLAT WIPER BLADES – TYPE A, B, C, D, D1, E			PIÓRA HYBRYDOWE / HYBRID WIPER BLADES		
		Nr katalogowy No.	Nr katalogowy No.	Nr katalogowy No.	Nr katalogowy No.	Nr katalogowy No.	Nr katalogowy No.	Nr katalogowy No.	Nr katalogowy No.	
Yaris II (EU) [P90]	05–11	600 PA60K1X	350 PX35K1X	kpl ⁵⁾ W011F1X	600 A PPA60B1	350 A PPA35B1		600 PHA60B1	350 PHA35B1	
Yaris II (JAP) [P90]	05–11	600 PA60K1X	350 PX35K1X	kpl ⁵⁾ W012F1X	600 A PPA60B1	350 A PPA35B1		600 PHA60B1	350 PHA35B1	
Yaris III [P130;P150]	11→		700 PA70K1X			700 A PPA70B1			700 PHA70B1	
Yaris Verso [P2]	99–05	560 PA56K1X	410 PA41K1X		560 A PPA56B1	410 A PPA41B1		560 PHA56B1	410 PHA41B1	

TRABANT

601, 1.1		280 PX28K1X	280 PX28K1X		280 A	280 A			
----------	--	-------------	-------------	--	-------	-------	--	--	--

UAZ

31512	86→	350 PX35K1X	350 PX35K1X		350 A PPA35B1	350 A PPA35B1			
Hunter	03→	350 PX35K1X	350 PX35K1X		350 PPA35B1	350 PPA35B1			
Patriot	05→	530 PA53K1X	530 PA53K1X		530 A PPA53B1	530 A PPA53B1		530 PHA51B1	530 PHA53B1
Pickup	08→	530 PA53K1X	530 PA53K1X		530 A PPA53B1	530 A PPA53B1		530 PHA53B1	530 PHA53

VOLKSWAGEN

Amarok [2H]	10–12	600 PA60K1X	530 PA53K1X		600 A PPA60B1	530 A PPA53B1		600 PHA60B1	530 PHA53B1
[2H]	12→				600 D1 PP460B1	600 D1 PP460B1			
Beetle [5C]	11→				530 D1 PP453B1	530 D1 PP453B1			
Bora / Bora Variant [J1]	98–02	530 PA53K1X	480 PA48K1X		530 A PPA53B1	480 A PPA48B1		530 PHA53B1	480 PHA48B1
[1J]	02–05				530 B PP453B1	480 B Y ³⁾ PP48BY			
Caddy I [14]	82–96	510 PA51K1X	510 PA51K1X		510 A PPA51B1	510 A PPA51B1		510 PHA51B1	510 PHA51B1
Caddy II [9K]	95–03	530 PA53K1X	450 PA45K1X		530 A PPA53B1	450 A PPA45B1		530 PHA53B1	450 PHA45B1
Caddy III [2K]	04–06				600 B PP460B1	450 B PP445B1		600 PHA60B1	450 PHA45B1
[2K]	06→				600 D PP460B1	450 D PP445B1			
California/Caravelle T4 [70,7D]	90–03	530 PA53K1X	510 PA51K1X		530 A PPA53B1	510 A PPA51B1		530 PHA53B1	510 PHA51B1
California/Caravelle T5 [7H]	03–09				600 B PP460B1	600 B PP460B1		600 PHA60B1	600 PHA60B1
[7E]	09–13	600 PA60K1X	530 PA53K1X		600 A PPA60B1	530 A PPA53B1		600 PHA60B1	530 PHA53B1
[7E]	13–15				600 D1 PP460B1	600 D1 PP460B1			
California/Caravelle T6 [5G]	15→				600 D1 PP460B1	600 D1 PP460B1			
California/Caravelle T5 [7H]	03–09	600 PA60K1X	530 PA53K1X		600 A PPA60B1	530 A PPA53B1		600 PHA60B1	530 PHA53B1
CC [358]	11→				600 D1 PP460B1	480 D1 PP448B1			
Corrado	88–96	480 PA48K1X	480 PA48K1X	450 ¹⁾ PA45K1X	480 A PPA48B1	480 A PPA48B1	450 A ¹⁾ PPA45B1	480 PHA48B1	480 PHA48B1
Crafter [2E]	06→				650 C PP465B1	600 C PP460B1			
e-Golf [BE-1]	14→				650 D1 PP465B1	450 D1 PP445B1			
Eos [1F7,1F8]	06–15				600 D PP460B1	480 D PP448B1			
Fox	03–12	530 PA53K1X	380 PX38K1X		530 A PPA53B1	380 A PPA38B1		530 PHA53B1	380 PHA38B1
Golf Alltrack [BA5]	14→				650 D1 PP465B1	450 D1 PP445B1			
Golf II [19E]	83–92	450 PA45K1X	450 PA45K1X	410 ¹⁾ PA41K1X	450 A PPA45B1	450 A PPA45B1	410 A ¹⁾ PPA41B1	450 PHA45B1	450 PHA45B1
Golf III / Variant [1H]	91–98	530 PA53K1X	480 PA48K1X	330 ¹⁾ PX33K1X	530 A PPA53B1	480 A PPA48B1	350 A ¹⁾ PPA35B1	530 PHA53B1	480 PHA48B1
Golf IV / Variant [1J]	97–02	530 PA53K1X	480 PA48K1X	330 ¹⁾ PX33K1X	530 A PPA53B1	480 A PPA48B1	350 A ¹⁾ PPA35B1	530 PHA53B1	480 PHA48B1
[1J]	02–06			380 ¹⁾ PX38K1X	530 B PP453B1	480 B Y ³⁾ PP48BY			
Golf Plus [5M1]	05–09				700 B PP470B1	700 B PP470B1		700 PHA70B1	700 PHA70B1
[521]	09–14				700 B PP470B1	700 B PP470B1		700 PHA70B1	700 PHA70B1
Golf Sportsvan [AM1]	14→				700 D1 PP470B1	410 D1 PP441B1			
Golf V [1K]	03–05				600 B PP460B1	480 B PP448B1		600 PHA60B1	480 PHA48B1
[1K]	05–08				600 D PP460B1	480 D PP448B1			
Golf V Variant [1K]	07–09				600 D PP460B1	480 D PP448B1			
Golf VI / Variant [5K]	08–13				600 D PP460B1	480 D PP448B1			
Golf VII / Variant [5G]	12→				650 D1 PP465B1	450 D1 PP445B1			
Jetta II [19E]	84–92	430 PA43K1X	430 PA43K1X		430 A PPA43B1	430 A PPA43B1		430 PHA43B1	430 PHA43B1
Jetta V [A5,1K5]	05–10				600 D PP460B1	480 D PP448B1			
Jetta VI [A6,5C6]	11–17				600 D1 PP460B1	480 D1 PP448B1			
Kafer	78–92	280 PX28K1X	280 PX28K1X		280 A	280 A			
LT [28,21]	82–96	480 PA48K1X	480 PA48K1X		480 A PPA48B1	480 A PPA48B1		480 PHA48B1	480 PHA48B1
[2D,2H]	96–06	600 PA60K1X	530 PA53K1X		600 A PPA60B1	530 A PPA53B1		600 PHA60B1	530 PHA53B1
Lupo [6X1]	98–03	530 PA53K1X	480 PA48K1X	280 ¹⁾ PX28K1X	530 A PPA53B1	480 A PPA48B1		530 PHA53B1	480 PHA48B1
[6X1]	03–05				480 B PP448B1	450 B PP445B1		480 PHA48B1	450 PHA45B1

1) – do ramienia metalowego / for metal arm only

2) – A X wykonanie specjalne – odwrócony spoiler / special version – inverted spoiler

3) – Y wykonanie specjalne – pióro asymetryczne / special version – asymmetric wiper

4) – X odwrotny montaż adaptora / reverse assembly of adaptor

5) – pióro + ramię metalowe – na tylną szybę / wiper blade + metal arm – for rear windshield

6) – pióro + spryskiwacz montowany na pręcie ramienia / wiper blade + sprinkler assembled on arm bar

7) – wykonanie specjalne – do pręta ramienia 12x4 / special version – for arm bar 12x4 arm



SAMOCHOBY OSOBOWE / PASSENGER CARS

Model	Lata	PIÓRA STANDARD / STANDARD WIPER BLADES			PIÓRA PŁASKIE - TYPY A, B, C, D, D1, E / FLAT WIPER BLADES - TYPE A, B, C, D, D1, E			PIÓRA HYBRYDOWE / HYBRID WIPER BLADES		
		Nr katalogowy No.	Nr katalogowy No.	Nr katalogowy No.	Nr katalogowy No.	Nr katalogowy No.	Nr katalogowy No.	Nr katalogowy No.	Nr katalogowy No.	
New Beetle [1C1,9C1]	98-10	530 PA53K1X	510 PA51K1X		530 A PPA53B1	510 A PPA51B1		530 PHA53B1	510 PHA51B1	
Passat Alltrack [365]	12-14				600 D1 PP460B1	480 D1 PP448B1				
[3G5]	15-→				650 D1 PP465B1	480 D1 PP448B1				
Passat B2 / Variant	82-88	450 PA45K1X	450 PA45K1X	380 ¹⁾ PX38K1X	450 A PPA45B1	450 A PPA45B1	380 A ¹⁾ PPA38B1	450 PHA45B1	450 PHA45B1	
Passat B3, B4 / Variant [35], [3A]	88-97	530 PA53K1X	530 PA53K1X	410 ¹⁾ PA41K1X	530 A PPA53B1	530 A PPA53B1	410 A ¹⁾ PPA41B1	530 PHA53B1	530 PHA53B1	
Passat B5 / Variant [3B]	96-01	530 PA53K1X	510 PA51K1X	380 ¹⁾ PX38K1X	530 A PPA53B1	510 A PPA51B1	380 A ¹⁾ PPA38B1	530 PHA53B1	510 PHA51B1	
Passat B5 FL / Variant [B5]	01-05				530 B PP453B1	530 B Y ³⁾ PPB53BY				
Passat B6 / Variant [3C]	05-10				600 D PP460B1	480 D PP448B1				
Passat B7 / Variant [36]	10-11				600 D PP460B1	480 D PP448B1				
[36]	11-14				600 D1 PP460B1	480 D1 PP448B1				
Passat B8 / Variant [3G]	14-→				600 D1 PP460B1	480 D1 PP448B1				
Passat CC [357]	08-11				600 D PP460B1	480 D PP448B1				
[357]	11-12				600 D1 PP460B1	480 D1 PP448B1				
Polo Classic [6V2]	95-01	530 PA53K1X	450 PA45K1X		530 A PPA53B1	450 A PPA45B1		530 PHA53B1	450 PHA45B1	
[9N4]	05-10				530 D PP453B1	480 D PP448B1				
Polo II [86C]	81-94	410 PA41K1X	410 PA41K1X	410 ¹⁾ PA41K1X	410 A PPA41B1	410 A PPA41B1	410 A ¹⁾ PPA41B1	410 PHA41B1	410 PHA41B1	
Polo III [6N1; 6N2]	94-01	480 PA48K1X	480 PA48K1X		480 A PPA48B1	480 A PPA48B1		480 PHA48B1	480 PHA48B1	
Polo IV [9N1]	01-02	530 PA53K1X	480 PA48K1X		530 A PPA53B1	480 A PPA48B1		530 PHA53B1	480 PHA48B1	
[9N1]	02-05				530 B PP453B1	480 B Y ³⁾ PPB48BY				
[9N3]	05-09				530 D PP453B1	480 D PP448B1				
Polo Sedan [612; 614]	10-→	600 PA60K1X	410 PA41K1X		600 A PPA60B1	410 A PPA41B1		600 PHA60B1	410 PHA41B1	
Polo V [6R1]	09-14				600 D1 PP460B1	410 D1 PP441B1				
[6C1]	14-17				600 D1 PP460B1	410 D1 PP441B1				
Scirocco	81-92	530 PA53K1X	450 PA45K1X		530 A PPA53B1	450 A PPA45B1		530 PHA53B1	450 PHA45B1	
[137; 138]	08-→				600 D PP460B1	480 D PP448B1				
Sharan [7M8]	95-00	700 ⁷⁾ PB70K1X	700 ⁷⁾ PB70K1X	410 ¹⁾ PA41K1X			410 A ¹⁾ PPA41B1			
[7M9; 7M6]	01-10				700 B PP470B1	700 B PP470B1		700 PHA70B1	700 PHA70B1	
[7N1; 7N2]	10-→				700 D1 PP470B1	410 D1 PP441B1				
Taro	90-97	410 PA41K1X	410 PA41K1X		410 A PPA41B1	410 A PPA41B1		410 PHA41B1	410 PHA41B1	
Tiguan I [5N1; 5N2]	07-17				600 D PP460B1	530 D PP453B1				
Tiguan II [AD1]	16-→				600 D1 PP460B1	560 D1 PP456B1				
Touareg I [7LA; 7L6]	02-10				650 B PP465B1	650 B PP465B1		650 PHA65B1	650 PHA65B1	
Touareg II [7P5; 7P6]	10-→				650 B PP465B1	650 B PP465B1		650 PHA65B1	650 PHA65B1	
Touran I [1T1]	03-06				700 B PP470B1	700 B PP470B1		700 PHA70B1	700 PHA70B1	
[1T2]	06-10				700 B PP470B1	700 B PP470B1				
[1T3]	10-15				600 D PP460B1	450 D PP445B1				
Touran II [5T1]	15-→				700 D1 PP470B1	410 D1 PP441B1				
Transporter T3	81-90	450 PA45K1X	450 PA45K1X	410 ¹⁾ PA41K1X	450 A PPA45B1	450 A PPA45B1	410 A ¹⁾ PPA41B1	450 PHA45B1	450 PHA45B1	
Transporter/Multivan T4 [70,7D]	90-03	530 PA53K1X	510 PA51K1X	450 ¹⁾ PA45K1X	530 A PPA53B1	510 A PPA51B1	450 A ¹⁾ PPA45B1	530 PHA53B1	510 PHA51B1	
Transporter/Multivan T5 [7H,7J]	03-09	600 PA60K1X	530 PA53K1X	450 ¹⁾ PA45K1X	600 A PPA60B1	530 A PPA53B1	450 A ¹⁾ PPA45B1	600 PHA60B1	530 PHA53B1	
[7H; 7J]	03-09				600 B PP460B1	600 B PP460B1		600 PHA60B1	600 PHA60B1	
[7E]	09-13	600 PA60K1X	530 PA53K1X		600 A PPA60B1	530 A PPA53B1		600 PHA60B1	530 PHA53B1	
[7E]	13-15				600 D1 PP460B1	600 D1 PP460B1				
Transporter/Multivan T6 [SF; SG]	15-→				600 D1 PP460B1	600 D1 PP460B1				
Up! [121; 122]	11-→				600 D1 PP460B1	410 D1 PP441B1				
Vento	91-98	530 PA53K1X	480 PA48K1X		530 A PPA53B1	480 A PPA48B1		530 PHA53B1	480 PHA48B1	

VOLVO

240 / 260	74-93	410 PA41K1X	410 PA41K1X	450 ¹⁾ PA45K1X	410 A PPA41B1	410 A PPA41B1	450 A ¹⁾ PPA45B1	410 PHA41B1	410 PHA41B1
340 / 360	79-91	450 PA45K1X	450 PA45K1X	450 ¹⁾ PA45K1X	450 A PPA45B1	450 A PPA45B1	450 A ¹⁾ PPA45B1	450 PHA45B1	450 PHA45B1
440 / 460 / 480	86-96	530 PA53K1X	530 PA53K1X	510 ¹⁾ PA51K1X	530 A PPA53B1	530 A PPA53B1	510 A ¹⁾ PPA51B1	530 PHA53B1	530 PHA53B1
740 / 760 / 780	83-95	510 PA51K1X	510 PA51K1X	350 ¹⁾ PX35K1X	510 A PPA51B1	510 A PPA51B1	350 A ¹⁾ PPA35B1	510 PHA51B1	510 PHA51B1
850	91-98	530 PA53K1X	530 PA53K1X	410 ¹⁾ PA41K1X	530 A PPA53B1	530 A PPA53B1	410 A ¹⁾ PPA41B1	530 PHA53B1	530 PHA53B1
940	90-98	510 PA51K1X	510 PA51K1X	350 ¹⁾ PX35K1X	510 A PPA51B1	510 A PPA51B1	350 A ¹⁾ PPA35B1	510 PHA51B1	510 PHA51B1
960	90-98	530 PA53K1X	530 PA53K1X	330 ¹⁾ PX33K1X	530 A PPA53B1	530 A PPA53B1	330 A ¹⁾ PPA33B1	530 PHA53B1	530 PHA53B1
C30	06-12				650 D PP465B1	510 D PP451B1			

1) - do ramienia metalowego / for metal arm only

2) - A X wykonanie specjalne - odwrócony spoiler / special version - inverted spoiler

3) - Y wykonanie specjalne - pióro asymetryczne / special version - asymmetric wiper

4) - X odwrotny montaż adaptora / reverse assembly of adaptor



















5) - pióro + ramię metalowe - na tylną szybę / wiper blade + metal arm - for rear windshield

6) - pióro + spryskiwacz montowany na pręcie ramienia / wiper blade + sprinkler assembled on arm bar

7) - wykonanie specjalne - do pręta ramienia 12x4 / special version - for arm bar 12x4 arm



SAMOCZODY OSOBOWE / PASSENGER CARS

		PIÓRA STANDARD / STANDARD WIPER BLADES			PIÓRA PŁASKIE – TYPU A, B, C, D, D1, E / FLAT WIPER BLADES – TYPE A, B, C, D, D1, E			PIÓRA HYBRYDOWE / HYBRID WIPER BLADES		
										
										
		Nr katalogowy No.	Nr katalogowy No.	Nr katalogowy No.	Nr katalogowy No.	Nr katalogowy No.	Nr katalogowy No.	Nr katalogowy No.	Nr katalogowy No.	Nr katalogowy No.
C70 I Coupe/Cabrio	97–06	530 PA53K1X	530 PA53K1X	410 ¹⁾ PA41K1X	530 A PPA53B1	530 A PPA53B1	410 A ¹⁾ PPA41B1	530 PHA53B1	530 PHA53B1	
C70 II Cabrio	06–13				650 D PP465B1	480 D PP448B1				
S40 I	95–04	510 PA51K1X	510 PA51K1X	410 ¹⁾ PA41K1X	510 A PPA51B1	510 A PPA51B1	410 A ¹⁾ PPA41B1	510 PHA51B1	510 PHA51B1	
S40 II [P11]	03–05				650 B PP465B1	510 B PP451B1		650 PHA65B1	510 PHA51B1	
S40 II [P11]	05–12				650 D PP465B1	510 D PP451B1				
S60 Cross Country	15→				650 D PP465B1	510 D PP451B1				
S60 I	00–04	600 PA60K1X	530 PA53K1X		600 A PPA60B1	530 A PPA53B1		600 PHA60B1	530 PHA53B1	
	04–09				600 C PP460B1	530 C PP453B1				
S60 II	10→				650 D PP465B1	510 D PP451B1				
S70	97–00	530 PA53K1X	530 PA53K1X		530 A PPA53B1	530 A PPA53B1		530 PHA53B1	530 PHA53B1	
S80 I	98–04	600 PA60K1X	530 PA53K1X		600 A PPA60B1	530 A PPA53B1		600 PHA60B1	530 PHA53B1	
	04–06				600 C PP460B1	530 C PP453B1				
S80 II	06–16				650 D PP465B1	510 D PP451B1				
S90 / V90	97–98	530 PA53K1X	530 PA53K1X	350 ¹⁾ PX35K1X	530 A PPA53B1	530 A PPA53B1	350 A ¹⁾ PPA35B1	530 PHA53B1	530 PHA53B1	
S90 II	16→				600 D1 PP460B1	510 D1 PP451B1				
V40 Cross Country	13→				650 D PP465B1	480 D PP448B1				
V40 I	95–04	510 PA51K1X	510 PA51K1X	kpl ⁵⁾ W017F1X	510 A PPA51B1	510 A PPA51B1		510 PHA51B1	510 PHA51B1	
V40 II	12→				650 D PP465B1	480 D PP448B1				
V50	04–05				650 B PP465B1	510 B PP451B1		650 PHA65B1	510 PHA51B1	
	05–12				650 D PP465B1	510 D PP451B1				
V60	10–15				650 D PP465B1	510 D PP451B1				
	15→				650 D PP465B1	510 D PP451B1				
V60 Cross Country	15→				650 D PP465B1	510 D PP451B1				
V70 I	97–00	530 PA53K1X	530 PA53K1X		530 A PPA53B1	530 A PPA53B1		530 PHA53B1	530 PHA53B1	
V70 II	00–04	600 PA60K1X	530 PA53K1X		600 A PPA60B1	530 A PPA53B1		600 PHA60B1	530 PHA53B1	
	04–07				600 C PP460B1	530 C PP453B1				
V70 III	07→				650 D PP465B1	510 D PP451B1				
V90 I	97–98	530 PA53K1X	530 PA53K1X		530 A PPA53B1	530 A PPA53B1				
V90 II	16→				600 D1 PP460B1	510 D1 PP451B1				
XC60	09→				650 D PP465B1	510 D PP451B1				
XC70 I [P2]	00–04	600 PA60K1X	530 PA53K1X		600 A PPA60B1	530 A PPA53B1		600 PHA60B1	530 PHA53B1	
	04–07				600 C PP460B1	530 C PP453B1				
XC70 II [P24]	07–16				650 D PP465B1	510 D PP451B1				
XC90 I	02–04	600 PA60K1X	530 PA53K1X		600 A PPA60B1	530 A PPA53B1		600 PHA60B1	530 PHA53B1	
	04–16				600 C PP460B1	530 C PP453B1				
XC90 II	15→				600 D1 PP460B1	510 D1 PP451B1				

WARTBURG

353 W, 1.3		410 PA41K1X	410 PA41K1X		410 A PPA41B1	410 A PPA41B1				
------------	--	-------------	-------------	--	---------------	---------------	--	--	--	--

ZASTAVA

Yugo 45	81→	410 PA41K1X	410 PA41K1X	410 ¹⁾ PA41K1X	410 A PPA41B1	410 A PPA41B1	410 A ¹⁾ PPA41B1			
Yugo Florida	89→		410 PA41K1X	410 ¹⁾ PA41K1X			410 A PPA41B1	410 A ¹⁾ PPA41B1		

ZAZ

Chance [TF698]	05→	480 PA48K1X	480 PA48K1X		480 A PPA48B1	480 A PPA48B1				
Forza	10→	530 PA53K1X	430 PA43K1X		530 A PPA53B1	430 A PPA43B1		530 PHA53B1	430 PHA43B1	
Lanos	05→	480 PA48K1X	480 PA48K1X		480 A PPA48B1	480 A PPA48B1				
Sens	02→	480 PA48K1X	480 PA48K1X		480 A PPA48B1	480 A PPA48B1				
Tavria	88→	530 PA53K1X	330 ¹⁾ PX33K1X		530 A PPA53B1	330 A ¹⁾ PPA33B1				
Vida	12→	560 PA56K1X	410 PA41K1X		560 A PPA56B1	410 A PPA41B1		560 PHA56B1	410 PHA41B1	

1) – do ramienia metalowego / for metal arm only

2) – A X wykonanie specjalne – odwrócony spoiler / special version – inverted spoiler

3) – Y wykonanie specjalne – pióro asymetryczne / special version – asymmetric wiper

4) – X odwrótny montaż adaptora / reverse assembly of adaptor

5) – pióro + ramię metalowe – na tylną szybę / wiper blade + metal arm – for rear windshield

6) – pióro + spryskiwacz montowany na pręt ramienia / wiper blade + sprinkler assembled on arm bar

7) – wykonanie specjalne – do pręta ramienia 12x4 / special version – for arm bar 12x4 arm



DOSTAWCZE I CIĘŻAROWE / VANS AND TRUCKS



Nr katalogowy
No.



Nr katalogowy
No.



Nr katalogowy
No.



Nr katalogowy
No.



Nr katalogowy
No.



Nr katalogowy
No.

CITROËN

Berlingo	96-02	550	P155F1X	550	P155F1X							
	02-08	550	P155F1X	550	P155F1X	410 ¹⁾	PA41F1X	560 A	PPA56B1	560 A	PPA56B1	410 A ¹⁾
	08→							650 D	PP465B1	410 D	PP441B1	
Dispatch	95-06	650	P166F1X	500	P150F1X							
Jumper	94-06	550	P155F1X	550	P155F1X							
	06→							650 D	PP465B1	530 D	PP453B1	
Jumpy	96-06	650	P166F1X	500	P150F1X			650 A	PPA65B1	510 A	PPA51B1	
	07→	650	P166F1X	500	P150F1X			650 A	PPA65B1	510 A	PPA51B1	

DAEWOO

Honker 2000	00→	350	PX35F1X	350	PX35F1X							
Honker-Tarpan	→00	330	PX33F1X	330	PX33F1X							
Lublin 3	98→	550	P155F1X	550	P155F1X							
Lublin II	→98	500	P150F1X	500	P150F1X							

DAF

CF	98→	600	P160F1X	600	P160F1X							
F 55-85	92-98	600	P160F1X	600	P160F1X							
F 65 / 75 / 85	92-98	600	P160F1X	600	P160F1X							
LF (Euro [®] [+spryskiwacz 9x4])	13→	600 [®]	P160F1S	600 [®]	P160F1S							
LF 45/ 55 [+spryskiwacz 9x4]	01-13	600 [®]	P160F1S	600 [®]	P160F1S							
XF 105	06→	550	P155F1X	550	P155F1X			560 A	PPA56B1	560 A	PPA56B1	
XF 95	97→	550	P155F1X	550	P155F1X			560 A	PPA56B1	560 A	PPA56B1	

E. AUWARTER

Super Sprinter MB 416/ MB 616	→06	600	P160F1X	600	P160F1X							
-------------------------------	-----	-----	---------	-----	---------	--	--	--	--	--	--	--

FIAT

Ducato	81-94	500	P150F1X	500	P150F1X							
	94-06	550	P155F1X	550	P155F1X							
	06→							650 D	PP465B1	530 D	PP453B1	

FORD

Tourneo Connect	02-13	550	P155F1X	500	P150F1X							
Transit III	85-94	550	P155F1X	550	P155F1X							
Transit IV	94-00	550	P155F1X	550	P155F1X							
Transit Tourneo	06-11	650	P165F1X	560	P156F1X							
Transit V	00-06	700	P170F1X	600	P160F1X							

GINAF

C 2120	08→	650	P166F1X	650	P166F1X							
X 2221/ 3232../4241../5250..		600	P160F1X	600	P160F1X							

HYUNDAI

H1	99-07	650	P166F1X	500	P150F1X							
	08→	600	P160F1X	500	P150F1X			600 A	PPA60B1	510 A	PPA51B1	
H100	93-07	450	PA45F1X	450	PA45F1X							
H300	07→	600	P160F1X	500	P150F1X							

ISUZU

NKR	97→	500	P150F1X	500	P150F1X							
NPR	99→	500	P150F1X	500	P150F1X							

IVECO

Daily I	78-99	550	P155F1X	550	P155F1X							
Daily II [+spryskiwacz 9x4]	99-06	600 [®]	P160F1S	600 [®]	P160F1S							
Daily III [+spryskiwacz 9x4]	06→	600 [®]	P160F1S	600 [®]	P160F1S							
Euro Cargo	91→	650	P166F1X	650	P166F1X							
Euro Star	92-02	650	P166F1X	650	P166F1X							
Euro Tech	91-00	650	P166F1X	650	P166F1X							

¹ – do ramienia metalowego / for metal arm only

[®] – pióro + spryskiwacz montowany na pręt ramienia / wiper blade + sprinker assembled on arm bar

DOSTAWCZE I CIĘŻAROWE / VANS AND TRUCKS



Euro Trakker	93→	650	P166F1X	650	P166F1X				
Stralis	02-08	650	P166F1X	650	P166F1X				
	08→	650	P166F1X	650	P166F1X				
Trakker	02-08	650	P166F1X	650	P166F1X				
	08→	650	P166F1X	650	P166F1X				

JELCZ

300 / 400 / 600	74→	500	P150F1X	500	P150F1X				
-----------------	-----	-----	---------	-----	---------	--	--	--	--

KAMAZ

	→98	480	PA48F1X	480	PA48F1X				
	98→	480	PA48F1X	480	PA48F1X				

KIA

K2700	98→	530	PA53F1X	480	PA48F1X				
Pregio	98→	530	PA53F1X	480	PA48F1X				

LDV

Convoy	96→	500	P150F1X	500	P150F1X				
Maxus	07→	500	P150F1X	500	P150F1X				

MAN

6.90F-10.150Fk	79-94	500	P150F1X	500	P150F1X				
F 2000	96→	600	P160F1X	600	P160F1X				
F 90 [19.242-48.462]	86-96	600	P160F1X	600	P160F1X				
L 2000	94→	500	P150F1X	500	P150F1X				
M 2000 L	96-05	500	P150F1X	500	P150F1X				
M 2000 M	96-05	600	P160F1X	600	P160F1X				
M 90 [12.152-17.232]	88-96	600	P160F1X	600	P160F1X				
TG [TGA]	04→	700	P170F1X	700	P170F1X				
[TGL]	05→	700	P170F1X	700	P170F1X				
[TGM]	05→	700	P170F1X	700	P170F1X				
[TGS]	08→	700	P170F1X	700	P170F1X				
[TGX]	08→	700	P170F1X	700	P170F1X				

MAZ

Super		500	P150F1X	500	P150F1X				
-------	--	-----	---------	-----	---------	--	--	--	--

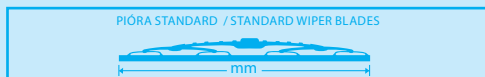
MERCEDES-BENZ

0 412	95-06	600	P160F1X	550	P155F1X				
ACTROS	97-02	700	P170F1X	700	P170F1X	700 A	PPA70B1	700 A	PPA70B1
ACTROS MP2/MP3	02-13	700	P170F1X	700	P170F1X	700 A	PPA70B1	700 A	PPA70B1
Actros MP4 [Euro 5 / Euro 6] (+spryskiwacz 12x4)	11→	700 ⁶⁾	P170F1S	700 ⁶⁾	P170F1S				
Antos [+spryskiwacz 12x4]	12→	700 ⁶⁾	P170F1S	700 ⁶⁾	P170F1S				
ATEGO 1	98-04	650	P166F1X	650	P166F1X	650 A	PPA65B1	650 A	PPA65B1
ATEGO 2	04→	650	P166F1X	650	P166F1X	650 A	PPA65B1	650 A	PPA65B1
AXOR 1	01-04	650	P166F1X	650	P166F1X	650 A	PPA65B1	650 A	PPA65B1
AXOR 2	04→	650	P166F1X	650	P166F1X	650 A	PPA65B1	650 A	PPA65B1
ECONIC	00→	600	P160F1X	600	P160F1X				
LK 709-1520	93→	600	P160F1X	600	P160F1X				
MB 100	80-96	500	P150F1X	500	P150F1X				
SPRINTER	95-06	600	P160F1X	550	P155F1X				
	06→					650 C	PP465B1	600 C	PP460B1
T1 207-410	77-95	500	P150F1X	500	P150F1X				
T2 507-817	86→	600	P160F1X	600	P160F1X				
UNIMOG	76→	500	P150F1X	500	P150F1X				
	96→	650	P166F1X	650	P166F1X				
VARIO	96→	600	P160F1X	600	P160F1X	600 A	PPA60B1	600 A	PPA60B1

¹ - do ramienia metalowego / for metal arm only

⁶ - pióro + spryskiwacz montowany na pręt ramienia / wiper blade + sprinker assembled on arm bar

DOSTAWCZE I CIĘŻAROWE / VANS AND TRUCKS



MITSUBISHI

CANTER	88-96	450	PA45F1X	450	PA45F1X					
	96-03	500	P150F1X	500	P150F1X					
CANTER FUSO	03→	500	P150F1X	500	P150F1X					
L200	86-96	410	PA41F1X	410	PA41F1X		410 A		410 A	
[K6/K7]	96-07	480	PA48F1X	480	PA48F1X		480 A	PPA48B1	480 A	PPA48B1
[KB]	06-15	550	P155F1X	480	PA48F1X		560 A	PPA56B1	480 A	PPA48B1
[KL, KK]	15→	530	PA53K1X	450	PA45K1X		530 A	PPA53B1	450 A	PPA45B1
L300	91-03	450	PA45F1X	450	PA45F1X					

NISSAN

Cabstar	97-06	500	P150F1X	500	P150F1X					
	06→	500	P150F1X	500	P150F1X					
Interstar [+ spryskiwacz 9x4]	02-11	600 ⁶⁾	P160F1S	600 ⁶⁾	P160F1S					
NV400 [X62]	11→	650	P166F1X	650	P166F1X		650 A	PPA65B1	650 A	PPA65B1
Primastar [X83]	02→	600	P160F1X	530	PA53F1X		600 A	PPA60B1	530 A	PPA53B1

OPEL

Combo	93-01	450	PA45F1X	450	PA45F1X		450 A	PPA45B1	450 A	PPA45B1
Movano [+ spryskiwacz 9x4]	98-10	600 ⁶⁾	P160F1S	600 ⁶⁾	P160F1S					
	10→	650	PA65K1X	650	PA65K1X					
Vivaro	01→	600	P160F1X	530	PA53F1X		600 A	PPA60B1	530 A	PPA53B1
	14→						650 D	PP465B1	480 D	PP448B1

PEUGEOT

Beeper [A9]	08→						650 E	PP465B1	480 E	PP448B1
Boxer [U3; U5]	94-06	550	P155F1X	550	P155F1X		560 A	PPA56B1	560 A	PPA56B1
[U9]	06→						650 D	PP465B1	560 D	PP456B1
Expert [U64]	95-07	650	P166F1X	500	P150F1X		650 A	PPA65B1	510 A	PPA51B1
[G9]	07→	700	P170F1X	500	P150F1X		700 A	PPA70B1	510 A	PPA51B1
J5	81-93	500	P150F1X	500	P150F1X					
Partner [M4]	96-02	550	P155F1X	550	P155F1X					
Partner I [M5]	02-09	550	P155F1X	550	P155F1X		560 A	PPA56B1	560 A	PPA56B1
Partner II [B9]	08→						650 D	PP465B1	410 D	PP441B1

RENAULT

Kangoo	97-03	500	P150F1X	500	P150F1X		510 A	PPA51B1	510 A	PPA51B1
	03-08	500	P150F1X	500	P150F1X		510 A	PPA51B1	510 A	PPA51B1
	08→	550	P155F1X	550	P155F1X		560 A	PPA56B1	560 A	PPA56B1
Kangoo II	08→						560 E	PP456B1	560 E	PP456B1
	08-09						580 E	PP458B1	530 E	PP453B1
Kerax [+spryskiwacz 9x4]	97-05	650 ⁶⁾	P166F1S	650 ⁶⁾	P166F1S					
[+spryskiwacz 9x4]	06→	650 ⁶⁾	P166F1S	650 ⁶⁾	P166F1S					
Magnum	90-97	700	P170F1X	700	P170F1X					
	97→	700	P170F1X	700	P170F1X					
Major	81→	500	P150F1X	500	P150F1X					
Mascott [+spryskiwacz 9x4]	99-10	600 ⁶⁾	P160F1S	600 ⁶⁾	P160F1S					
Master I	89-98	600	P160F1X	600	P160F1X					
Master II [spryskiwacz 9x4]	97-10	600 ⁶⁾	P160F1S	600 ⁶⁾	P160F1S					
Master III	10→	650	P166F1X	650	P166F1X		650 A	PPA65B1	650 A	PPA65B1
Maxity	08→	500	P150F1X	500	P150F1X					
Messenger	90→	600	P160F1X	600	P160F1X					
Midliner	89→	600	P160F1X	600	P160F1X					
Midlum [+spryskiwacz 9x4]	01→	600 ⁶⁾	P160F1S	600 ⁶⁾	P160F1S					
Premium [+spryskiwacz 9x4]	96-05	650 ⁶⁾	P166F1S	650 ⁶⁾	P166F1S					
[+spryskiwacz 9x4]	06→	650 ⁶⁾	P166F1S	650 ⁶⁾	P166F1S					
Traffic I	89-01	500	P150F1X	500	P150F1X					
Traffic II	01-14	600	P160F1X	530	PA53F1X		600 A	PPA60B1	530 A	PPA53B1
Traffic III [EG/FG/JG]	14→						650 D	PP465B1	480 D	PP448B1

¹ – do ramienia metalowego / for metal arm only

⁶ – pióro + spryskiwacz montowany na pręt ramienia / wiper blade + sprinkler assembled on arm bar

DOSTAWCZE I CIĘŻAROWE / VANS AND TRUCKS



Nr katalogowy
No.



Nr katalogowy
No.



Nr katalogowy
No.



Nr katalogowy
No.



Nr katalogowy
No.



Nr katalogowy
No.

SCANIA

92 / 112 / 142	80-88	600	P160F1X	600	P160F1X			
93 / 113 / 143	88-96	600	P160F1X	600	P160F1X			
94 / 114 / 124 / 144	96→	700	P170F1X	700	P170F1X			
G [Seria G] (+spryskiwacz 12x4)	08→	700 ⁶⁾	P170F1S	700 ⁶⁾	P170F1S			
P [Seria P 230-420]	04-05	700	P170F1X	700	P170F1X			
P [Seria P 230-420] (+spryskiwacz 12x4)	05→	700 ⁶⁾	P170F1S	700 ⁶⁾	P170F1S			
R [Seria R]	04-05	700	P170F1X	700	P170F1X			
R [Seria R] (+spryskiwacz 12x4)	05→	700 ⁶⁾	P170F1S	700 ⁶⁾	P170F1S			
Seria 4 [94,114,124,144]	95→	700	P170F1X	700	P170F1X			
[164 C,G,L]	00→	700	P170F1X	700	P170F1X			
T [Seria T]	04-05	700	P170F1X	700	P170F1X			
T [Seria T] (+spryskiwacz 12x4)	05→	700 ⁶⁾	P170F1S	700 ⁶⁾	P170F1S			

STAR

8125 / 12155	99-00	500	P150F1X	500	P150F1X			
S 2000	00→	500	P150F1X	500	P150F1X			
S 28 / S 29 / S 200 / S 1142	→99	500	P150F1X	500	P150F1X			

STEYR

Steyr [13,17,18,21,23]	86→	500	P150F1X	500	P150F1X			
Steyr 18 S36, 19 S36, 19 S42, 33 S42	94→	700	P170F1X	700	P170F1X			

TATRA

613	76→	550	P155F1X	550	P155F1X			
-----	-----	-----	---------	-----	---------	--	--	--

VOLKSWAGEN

Caddy	95-04	530	PA53F1X	450	PA45F1X	530 A	PPA53B1	450 A	PPA45B1
	04-07					600 B	PP460B1	450 B	PP445B1
	07→					600 D	PP460B1	450 D	PP445B1
Crafter	06→					650 C	PP465B1	600 C	PP460B1
LT	82-96	480	PA48F1X	480	PA48F1X	480 A	PPA48B1	480 A	PPA48B1
	96-06	600	P160F1X	530	PA53F1X	600 A	PPA60B1	530 A	PPA53B1
Transporter T3	81-90	450	PA45F1X	450	PA45F1X	450 A	PPA45B1	450 A	PPA45B1
Transporter T4	90-03	530	PA53F1X	530	PA53F1X	530 A	PPA53B1	530 A	PPA53B1
Transporter T5	03→	600	P160F1X	600	P160F1X	600 B	PP460B1	600 B	PP460B1

VOLVO

F 7 / F 10 / F 12 / F 16	75-94	600	P160F1X	600	P160F1X				
FE [+spryskiwacz 9x4]	06→	650 ⁶⁾	P166F1S	650 ⁶⁾	P166F1S				
FH / FH 16 (Euro ⁶⁾ (+spryskiwacz 12x4)	12→	700 ⁶⁾	P170F1S	700 ⁶⁾	P170F1S				
FH / FH16	06-12	650	P166F1X	650	P166F1X				
FH10 / FH12 / FH16	93-06	650	P166F1X	650	P166F1X				
FL [+spryskiwacz 9x4]	06→	600 ⁶⁾	P160F1S	600 ⁶⁾	P160F1S				
FL 220/250	00-06	600	P160F1X	600	P160F1X				
FL 7 / FL 10	85-94	700	P170F1X	700	P170F1X				
FL7 / FL10 / FL12	95-98	700	P170F1X	700	P170F1X				
FM	06→	650	P166F1X	650	P166F1X				
FM 7 / FM9 / FM10 / FM 12	98-06	650	P166F1X	650	P166F1X				
NH	00→	650	P166F1X	650	P166F1X				

ZIL

Byczok 5301 / 4331		500	P150F1X	500	P150F1X				
--------------------	--	-----	---------	-----	---------	--	--	--	--

¹⁾ – do ramienia metalowego / for metal arm only

⁶⁾ – pióro + spryskiwacz montowany na pręt ramienia / wiper blade + sprinker assembled on arm bar

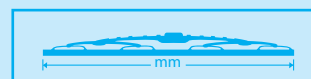

AUTOBUSY / BUSES



Nr katalogowy
No.



Nr katalogowy
No.



Nr katalogowy
No.



Nr katalogowy
No.

AUTOSAN

A 09 09 L	00→	650	P266F1X	650	P266F1X
Gemini	04→	1000	P299F1X	1000	P299F1X
H10-10	92-03	650	P266F1X	650	P266F1X
H6	92-00	650	P266F1X	650	P266F1X
H7 Trafic / Traper / Solina	00-06	650	P266F1X	650	P266F1X
H9	73-06	500	P250F1X	500	P250F1X
Lider / Eagle	04→	1000	P299F1X	1000	P299F1X
Ramzes	04→	1000	P299F1X	1000	P299F1X

BERKHOF

Ambasador VDL	00→	1000 Typ 4	P499F1X	1000 Typ 4	P499F1X
Axial 100	99→	1000	P299F1X	1000	P299F1X

BOVA

Magiq	00→	1000	P299F1X	1000	P299F1X
Magiq HD120- 340XE/380XE	04→	1000	P299F1X	1000	P299F1X

DRÖGMÖLLER

E290/E300/E310/E320/E330/E430	80→	1000	P299F1X	1000	P299F1X
E 420 / E 440	80→	800	P280F1X	800	P280F1X

E. AUWARTER

Clubstar MAN 14 280	03→	1000 Typ 4	P499F1X	1000 Typ 4	P499F1X
Eurostar SHD 0 404	96→	1000 Typ 4	P499F1X	1000 Typ 4	P499F1X
Panorama MB 818	03→	1000 Typ 4	P499F1X	1000 Typ 4	P499F1X
Teamstar City MB 818 D Vario	96→	1000 Typ 4	P499F1X	1000 Typ 4	P499F1X

G. AUWARTER

Centroliner	99→	800	P280F1X	800	P280F1X
Cityliner N116	00→	1000 Typ 4	P499F1X	1000 Typ 4	P499F1X
Transliner N312/ N14/ N316 N318	91→	1000 Typ 4	P499F1X	1000 Typ 4	P499F1X

HEULIEZ

GX 77 H	90→	1000	P299F1X	1000	P299F1X
---------	-----	------	---------	------	---------

IKARUS

386-398	93→	1000	P299F1X	1000	P299F1X
---------	-----	------	---------	------	---------

IRYSBUS

Ares [Renault]	98→	1000	P299F1X	1000	P299F1X
Cityclas [Iveco]	95→	1000 Typ 4	P499F1X	1000 Typ 4	P499F1X
Euroclass [Iveco]	93→	1000	P299F1X	1000	P299F1X

IRYZAR

Century	93→	1000	P299F1X	1000	P299F1X
	04→	1000	P299F1X	1000 Typ 4	P299F1X
Intercentury	00→	1000	P299F1X	1000	P299F1X

IVECO

380.10.29	92→	1000	P299F1X	1000	P299F1X
380.12.35 / 380.12.38	93→	1000	P299F1X	1000	P299F1X
EuroClass	93→	1000	P299F1X	1000	P299F1X
M 2000	82-84	1000	P299F1X	1000	P299F1X

JELCZ

M083 Libero		800	P280F1X	800	P280F1X
M10114 Salus		800	P280F1X	800	P280F1X
M121M4 Maestro		800	P280F1X	800	P280F1X
M125M4 Vecto		800	P280F1X	800	P280F1X
M181M4 Tantus		800	P280F1X	800	P280F1X

KÄSSBOHRER

Setra S 208 / 209 H	79-83	1000	P299F1X	1000	P299F1X
Setra S 210 / 211 H	80-96	1000	P299F1X	1000	P299F1X
Setra S 212 / 213 H / HR / RL	79-96	1000	P299F1X	1000	P299F1X
Setra S 214 HD / 215 H	80-96	1000	P299F1X	1000	P299F1X
Setra S 215 HDH Intercont	85-96	1000	P299F1X	1000	P299F1X
Setra S 215 HDS	80-83	1000	P299F1X	1000	P299F1X
Setra S 215 HR / RL / SL / UL	79-96	1000	P299F1X	1000	P299F1X
Setra S 216 HDS	80-96	1000	P299F1X	800	P280F1X
Setra S 228 DT	82-96	800	P280F1X	900	P290F1X
Setra S 300 N	92→	1000	P299F1X	1000	P299F1X
Setra SG 219 SL / 221 UL	84→	1000	P299F1X	1000	P299F1X

MAN

ALE	00→	1000	P299F1X	1000	P299F1X
Lion's Coach FRH 353	96→	1000	P299F1X	1000	P299F1X
Lion's Coach RH 463	99→	1000	P299F1X	1000	P299F1X
Lion's Regio	04→	1000	P299F1X	1000	P299F1X
Lion's Star	04→	1000	P299F1X	1000	P299F1X
Lion's Comfort	96→	1000 Typ 4	P499F1X	1000 Typ 4	P499F1X
Lion's Star FRH 402/422	93-04	1000 Typ 4	P499F1X	1000 Typ 4	P499F1X
Lion's Star RH 463	92-04	1000 Typ 4	P499F1X	1000 Typ 4	P499F1X
MG 113		800	P280F1X	800	P280F1X
NL [NL 202]	89-94	800	P280F1X	800	P280F1X
[NL 223]	99→	900 Typ 4	P490F1X	900 Typ 4	P490F1X
[NL 353]	99→	900 Typ 4	P490F1X	900 Typ 4	P490F1X
NU 263	96→	1000 Typ 4	P499F1X	1000 Typ 4	P499F1X
NU 313		900 Typ 4	P490F1X	900 Typ 4	P490F1X
SG 242 / SL II 202	84-94	800	P280F1X	800	P280F1X
SG 220 / 240 H / HU	80-86	1000	P299F1X	1000	P299F1X
SR 240 / 280 / 321 / 361	78-86	1000	P299F1X	1000	P299F1X
SU 310	99→	900 Typ 4	P490F1X	900 Typ 4	P490F1X
UL 353	99→	1000 Typ 4	P499F1X	1000 Typ 4	P499F1X

MERCEDES-BENZ

O 405	87-01	1000	P299F1X	1000	P299F1X
O 303	79-92	900	P290F1X	900	P290F1X
O 303 LHD	87-92	1000	P299F1X	1000	P299F1X
O 303 RHD	85-92	1000	P299F1X	1000	P299F1X
O 402	86→	800	P280F1X	800	P280F1X
O 405 / E / G [Ü 80]	84→	800	P280F1X	800	P280F1X
[Ü 80]	89→	900	P290F1X	900	P290F1X
O 405 / GN / N [Ü 80]	89→	900	P290F1X	900	P290F1X
O 407	87→	1000	P299F1X	1000	P299F1X
O 408	91→	1000	P299F1X	1000	P299F1X

AUTOBUSY / BUSES



Nr katalogowy
No.



Nr katalogowy
No.



Nr katalogowy
No.



Nr katalogowy
No.

NEOPLAN

Centroliner	99→	800	P280F1X	800	P280F1X
Cityliner N 116	85→	800	P280F1X	800	P280F1X
Cityliner N116	00→	1000 Typ 4	P499F1X	1000 Typ 4	P499F1X
Clubliner N 122	81-89	1000	P299F1X	1000	P299F1X
	86-89	800	P280F1X	800	P280F1X
Combliner N 316	85-92	1000	P299F1X	1000	P299F1X
Euroliner	98→	1000 Typ 4	P499F1X	1000 Typ 4	P499F1X
Jetliner N 208 / 212 / 213 / 214 / 216	81→	1000	P299F1X	1000	P299F1X
Jumbocruiser N 138	83-96	1000	P299F1X	1000	P299F1X
	86-96	800	P280F1X	800	P280F1X
Skyliner N 122	86→	800	P280F1X	800	P280F1X
SL II	81-96	800	P280F1X	800	P280F1X
Spaceliner N 117	86-96	800	P280F1X	800	P280F1X
Spaceliner N 117 / N 119	86-96	1000	P299F1X	1000	P299F1X
Transliner N 316	89-91	1000	P299F1X	1000	P299F1X

ORLANDI

Domino GT 370 S 12.30	88→	1000	P299F1X	1000	P299F1X
-----------------------	-----	------	---------	------	---------

RENAULT

Agora	98→	1000	P299F1X	1000	P299F1X
FR 1	82-96	1000	P299F1X	1000	P299F1X
LLiade GT / GTC / GTE / GTX / GTXE	97→	1000	P299F1X	1000	P299F1X
LLiade RT / RTC / TE / TEC / TEX	97→	1000	P299F1X	1000	P299F1X
R 312	86→	1000	P299F1X	1000	P299F1X

SCANIA

82 G / 82 P / 82 T	80-88	1000	P299F1X	1000	P299F1X
--------------------	-------	------	---------	------	---------

SOLARIS

Urbino	04→	1000	P299F1X	800	P280F1X
Urbino III	04→	800	P280F1X	800	P280F1X
Vacanza	80-88	1000	P299F1X	1000	P299F1X
	04→	800	P280F1X	800	P280F1X

SOLBUS

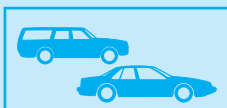
SL-10	07→	1000	P299F1X	1000	P299F1X
SL-11	07→	1000	P299F1X	1000	P299F1X
SN-11	05→	1000	P299F1X	1000	P299F1X
ST-10	07→	1000	P299F1X	1000	P299F1X
ST-11	07→	1000	P299F1X	1000	P299F1X

VAN HOOL

A 309	04→	900	P290F1X	900	P290F1X
A 320	99→	900	P290F1X	900	P290F1X
T 900	95→	1000	P299F1X	1000	P299F1X
[T 916 CL]	04→	1000	P299F1X	1000	P299F1X

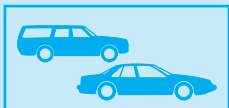
VOLVO

7000	99→	1000	P299F1X	1000	P299F1X
7250	99→	1000	P299F1X	1000	P299F1X
7450	98→	1000	P299F1X	1000	P299F1X
B10	99→	1000	P299F1X	1000	P299F1X
B12	96→	1000	P299F1X	1000	P299F1X
C 10	84-87	1000	P299F1X	1000	P299F1X



RAMIONA WYCIERAKÓW DO SAMOCHODÓW OSOBOWYCH / WIPER ARMS FOR PASSENGER CARS

	Model	L	P	T	Nr katalogowy / No.
1	DAEWOO Lanos	•			R012F1X
2	DAEWOO Lanos		•		R013F1X
3	DAEWOO Lanos			•	R014F1X
4	DAEWOO Lublin 3	•			R011F1X
5	DAEWOO Lublin II	•			R010F1X
6	DAEWOO Matiz	•			R015F1X
7	DAEWOO Matiz		•		R016F1X
8	DAEWOO Matiz			•	R017F1X
9	DAEWOO Nexia	•			R018F1X
10	DAEWOO Nexia		•		R019F1X
11	DAEWOO Tico	•			R020F1X
12	DAEWOO Tico		•		R021F1X
13	DAEWOO Tico			•	R022F1X
14	FIAT 126	•			R001F1X
15	FIAT Panda	•			R042F1X
16	FIAT Panda		•		R043F1X
17	FIAT Punto I	•			R038F1X
18	FIAT Punto I		•		R039F1X
19	FIAT Punto II	•			R040F1X
20	FIAT Punto II		•		R041F1X
21	FIAT Seicento, Cinquecento		•		R026F1X
22	FIAT Uno	•			R027F1X
23	FSO 1500	•			R002F1X
24	LADA (VAZ 2101-07)	•			R023F1X
25	LADA (VAZ 2110-12)	•			R050F1X
26	LADA (VAZ 2110-12)		•		R051F1X
27	LADA Samara	•			R024F1X
28	OPEL Astra Classic I	•			R033F1X
29	OPEL Astra Classic I			•	R034F1X
30	Polonez nowy	•			R008F1X
31	Polonez nowy			•	R009F1X
32	Polonez stary	•			R005F1X
33	Polonez stary			•	R006F1X
34	Polonez stary (tył, łamane)			•	R007F1X
35	FIAT Seicento, Cinquecento	•			R025F1X
36	SKODA Felicja	•			R044F1X
37	SKODA Felicja		•		R045F1X
38	SKODA Felicja			•	R028F1X
39	Żuk	•			R003F1X
40	Żuk		•		R004F1X



KOMPLETY PIÓRO + RAMIĘ METALOWE / WIPER BLADES AND METAL ARM SETS

	Model		L	P	T	Nr katalogowy / No.
1	ALFA ROMEO 145	1996–2001			●	W001F1X
2	CHRYSLER Town&Country	2008–2010			●	W035F1X
3	CITROEN C3	2002–2009			●	W025F1X
4	CITROEN Xsara Break	1997–2010			●	W020F1X
5	FIAT 500	2007→			●	W026F1X
6	FIAT Brava	1995–2003			●	W006F1X
7	FIAT Bravo	1995–2003			●	W002F1X
8	FIAT Cinquecento	1991–1998			●	W003F1X
9	FIAT Doblo I	2000–2010			●	W016F1X
10	FIAT Marea	1996–2003			●	W004F1X
11	FIAT Palio Weekend	1997–2008			●	W004F1X
12	FIAT Panda	2003–2012			●	W009F1X
13	FIAT Punto I	1993–1999			●	W004F1X
14	FIAT Punto II	1999–2003			●	W005F1X
15	FIAT Seicento	1998–2010			●	W002F1X
16	FIAT Stilo Hatchback	2001–2006			●	W002F1X
17	FIAT Uno	1983–2000			●	W001F1X
18	FORD Focus I Wagon	1998–2005			●	W010F1X
19	FORD Focus II hatchback	2004–2011			●	W015F1X
20	FORD Mondeo III Wagon	2001–2007			●	W010F1X
21	HYUNDAI i30 CW I Kombi [FD]	2006–2009			●	W010F1X
22	HYUNDAI Tucson [JM]	2004–2010			●	W029F1X
23	KIA Picanto [BA]	2004–2011			●	W014F1X
24	KIA Ceed / Ceed SW [ED/FF2]	2009–2012			●	W010F1X
25	KIA Ceed / Ceed SW [ED/FF2]	2006–2009			●	W010F1X
26	LEXUS RX [XU30]	2003–2008			●	W002F1X
27	MERCEDES Klasa A [168]	1997–2004			●	W034F1X
28	OPEL Astra [J]	2009–2015			●	W036F1X
29	OPEL Astra I [F] hatchback	1991–1998			●	W024F1X
30	Opel Astra III [H] Caravan	2004–2014			●	W010F1X
31	OPEL Astra III [H] Hatchback	2004–2014			●	W014F1X
32	OPEL Corsa [C]	2000–2006			●	W022F1X
33	OPEL Vectra [C] Caravan	2003–2008			●	W021F1X
34	OPEL Zafira [A] otw. w głow. Ø 6	1999–2005			●	W023F1X
35	OPEL Zefira [A] otw. w głow. Ø 8	1999–2005			●	W031F1X
36	PEUGEOT 206 [T1]	1998–2009			●	W015F1X
37	PEUGEOT 206+ [T3]	2009–2012			●	W015F1X
38	PEUGEOT 307 [T5; T6]	2001–2007			●	W037F1X
39	PEUGEOT 307 Break/SW [T5; T6]	2002–2009			●	W025F1X
40	RENAULT Clio II [BB/CB/SB]	1998–2009			●	W010F1X
41	RENAULT Kangoo I [FC] wer. z klapą	1998–2008			●	W032F1X
42	RENAULT Scenic / RX4 [JA]	1996–2003			●	W019F1X
43	SKODA Octavia II Combi [1Z]	2004–2013			●	W022F1X
44	SUZUKI Swift III [MA]	1996–2004			●	W030F1X
45	SUZUKI Swift IV [MZ; EZ]	2005–2010			●	W030F1X
46	SUZUKI Swift V [FZ; NZ]	2010–2017			●	W030F1X
47	TOYOTA Auris [E15]	2006–2012			●	W012F1X
48	TOYOTA Avensis II Wagon [T25]	2003–2008			●	W027F1X
49	TOYOTA Corolla Hatchback [E12]	2001–2007			●	W013F1X
50	TOYOTA Corolla Wagon [E12]	2002–2007			●	W028F1X
51	TOYOTA Rav4 I; II; III [A10; A20; A30]	1994–2012			●	W018F1X
52	TOYOTA Yaris I, II [P10; P90] (wer.EU)	2001–2011			●	W011F1X
53	TOYOTA Yaris I; II [P10; P90] (wer.JAP)	2001–2011			●	W012F1X
54	VOLVO V40 I	1995–2004			●	W017F1X



RAMIONA WYCIERAKÓW DO SAMOCODÓW CIĘŻAROWYCH I AUTOBUSÓW WIPER ARMS FOR TRUCKS AND BUSES

	Model		L	P	T	Nr katalogowy / No.
1	CITROEN Jumper	1994-2006	•			R050F1X
2	CITROEN Jumper	1994-2006		•		R050F1X
3	FIAT Ducato	1994-2006	•			R050F1X
4	FIAT Ducato	1994-2006		•		R050F1X
5	PEUGEOT Boxer	1994-2006	•			R050F1X
6	PEUGEOT Boxer	1994-2006		•		R050F1X
7	MERCEDES Sprinter	1995-2006	•			R036F1X
8	MERCEDES Sprinter	1995-2006		•		R037F1X



RODZAJE OPAKOWAŃ
PACKAGINGS



MOTGUM PRODUCENT WYCIERACZEK SZYB SAMOCHODOWYCH

MOTGUM MANUFACTURER OF WIPER BLADES

PL 05-420 JÓZEFÓW, ul. Sikorskiego 137

tel. +48 22 789 37 12, +48 22 789 47 58

Osoby do kontaktu / Contact person:

Tomasz Perczyński (English) tel. +48 601 26 08 78

Zbigniew Kukła (Russian) tel. +48 603 68 54 07

e-mail: motgum@motgum.com

motgum.com